



The Fair Facts

SHAWANO COUNTY JUNIOR FAIR EXHIBITOR INFORMATION

2023

All Shawano County Fair rules and entry information are found in the Shawano County Fair Premium Book. The online copy is the latest version of the Fair Book and supersedes the paper copy. It is located at: <https://www.shawanocountyfair.net/exhibitors>. Hover over the Shawano County Fair tab on the top right of the page and click "Premium Book" button. When ready to add your entries go to: <https://www.fairentry.com/>. Be sure to read the front page on that website carefully for important information BEFORE logging in to your family's account.

IMPORTANT FAIR DATES

June

1 Online entries open in <https://www.fairentry.com/>

August

1 Shawano County Junior Division Fair Entries are due

19 Fair Set Up Day, 9am-noon

26 Pre-fair Judging, Fairgrounds, 9:00am to 3:00pm (club schedule announced within)

Shawano County Fair August 30th—September 4th

September

9 Fair Clean Up Day

We Need Your Help ...

Workday for ALL FAIR EXHIBITORS, Parents and Leaders

Everyone is invited to come to the fairgrounds on **Saturday, August 19th at 9:00 am** or as soon as you can get there.

All buildings and display areas (animal and non-animal) need to be set up for the fair. Superintendents will be "in charge" of each department (or project) area and show you what needs to be done. Go to the building of your choice. If there is already enough help there, see Tami, Megan or Heather in the Junior Fair Building for an open job.

Also, please reserve **Saturday, September 9th**, 9:00am to noon, as the "clean-up" date. Hopefully one of these dates will work for you! Please make your best effort to be at one of these! It takes us all!



ALL exhibitors must wear their wristbands at all times on the fairgrounds from Wednesday, opening day of the fair, through checkout on Monday.

*This publication is your guide to all things related to your Junior Fair Exhibitor experience of the Shawano County Fair. We will help provide information to walk you through the entire process from start to finish. If it is not included in this document, you will be informed where to find it. Be sure to read the preface in the fair premium book for each department you are entering for entry requirements. **Also, carefully read the first pages of the fair premium book for all general fair information, including poster size as well as what to do if you can't attend face to face judging in person!** Please call the Extension Office at 715-526-6136 if you still can't find the answer!*

General Information for ALL Junior Fair Exhibitors

There is a Shawano County Fair educational page on the Shawano County 4-H website that can help walk you through the entire entry process from how to enter and how judging works to when you can pick up your entries up? While this is aimed specifically at first time Junior Fair Exhibitors, many will find helpful reminders here. Go to: <https://fyi.extension.wisc.edu/shawano4h/fair-information/first-time-junior-fair-exhibitors/> and be sure to click on the

“Tips for First Time Junior Fair Exhibitors”.

Also on this page is a **“Q & A for new Livestock Exhibitors”.**



Types of Fair Judging

As you start to read the premium book, you will see a reference to what is called Face-to-Face or Danish Judging. These are different types of judging that will be used in the Junior Division. What do these mean?

Face-to-Face Judging of certain fair projects is performed to help exhibitors learn the strengths and suggestions for improvements for their project directly from the judge. Exhibitors report to the judge with their projects at the designated time. They meet “face-to-face” with the judge, who learns more about the work the exhibitor put into the entry while it is evaluated. Exhibitors then receive a ribbon (and premium or small cash payment) for the quality of the exhibit and knowledge of their project, as well as new information they can use for improvements. In Shawano County, this type of judging is used in all non-animal projects except department 114-Plant and Soil Science.

Regular Judging is usually only used in the Open Class division. The only exception to this is within the Junior HORSE division. In select classes (based on rules set in DATCP 160*) only the top four entries in a class will receive a blue, red, white or pink for first-fourth places. The remaining horses will not receive a premium.

The Danish System of judging provides more exhibitors a chance to get a ribbon for their entries. Instead of placing only the best four exhibits and giving them a blue, red, white, or pink ribbon (like in Open Class) all entries are placed. The number of blue, red, white or pink ribbons a judge hands out in any color group depends on the number of entries in the class. For example, if there are 8 entries in a Class, up to 2 can receive a blue rating, up to 4 red ratings, up to 6 white ratings, and up to 8 pink ratings. Exhibitors may observe the judging but do not participate in the process. Only the exhibit is evaluated. In Shawano County, this type is used in all animal classes (except the horse classes referred to above) and all Plant and Soil Science classes.

Proper behavior of all Junior Fair exhibitors is expected of all members and parents at all times. No smoking, drinking, swearing or horseplay allowed in fair buildings. Any misbehavior of exhibitors or those in their company may result in the forfeit of show privileges and/or premiums in this or future years. *Also, know that the Shawano County Fair has adopted a “Code of Conduct” which you agree to abide by when you enter the Shawano County Fair.* You will find part of this code stated on the next page.

Protocol for Comments / Concerns / Complaints There are always better ways to get things done. You are encouraged to contact the proper department superintendent (listed on the back of this document). If you are uncomfortable in making your comments in person or on the phone please send your *signed* letter the Shawano Area Ag Society President, Scott Breitrack. These comments will be forwarded to the appropriate people to be used when reviewing this year's fair to plan for the future. Keep in mind a new fair book will be created for 2026-2029 so if you have suggestions, those need to be submitted by November 1.

***DATCP**—Department of Agriculture, Trade and Consumer Protection. They are the governing agency that oversees general fair policies, certifies fair judges, and more.

For more information and to access all of ATCP 160 rules go to: https://datcp.wi.gov/Pages/Growing_WI/FairsAndShows.aspx

Entry Tags, Entry Confirmation Print Out, and Fair Wrist Band Pick-Up

All non-animal and rabbit and poultry entries will receive an entry tag. Entry tags will be available for club leaders to pick up from the Extension-Shawano County office in mid-August. We will e-mail club contacts when they are ready.

Securely attach entry tags to your non-animal entries **before** arrival at the fair. Remove and keep the bottom part of the entry tag. It serves as your claim check on Monday night.

All exhibitors will also receive a print out listing of ALL your entries as confirmation of your entries with any entry tags you are to receive.

Your leader or advisor will also receive a wristband for any junior fair exhibitor in their organization which they will pass on to you with the above materials. **ALL exhibitors must wear their wristbands at all times on the fairgrounds from Wednesday, opening day of the fair, through checkout on Monday.** If you break it or need to take it off for work, bring the cut wristband in to the Fair Office or exchange at the gate.

Junior Fair Exhibitor Code of Conduct

The FULL Code can be found here: <https://www.shawanocountyfair.net/exhibitors>

1. Exhibitors shall at all times behave themselves with honesty and good sportsmanship. The exhibitor's conduct in this competitive environment shall always reflect the highest standard of honor and dignity.
2. Demonstrate healthy choices. Possession and / or use of alcohol, tobacco, weapons or illicit drugs / medication(s) is forbidden.
3. Youth are expected to use good judgement in selecting appropriate clothing to wear. Exhibitors are required to wear shoes in the barns.
4. Use of language and gestures found to be objectionable to others is not permitted.



Rules Violation Information

1. The Shawano County Fair Board reserves the right to interpret rulings should questions arise.
2. Exhibitors violating any of the above rules and / or department rules will be subject to any or all of the following consequences:
 - Notification of emergency personnel if there is reason to believe that it is necessary.
 - Notification of parent or guardians.
 - Individual may be required to appear before the Shawano County Fair Agricultural Board to explain his / her actions.
 - Removal of individual and his / her exhibits from the present year's Junior Fair. Any premiums earned will be revoked.
 - Revocation of privilege to enter exhibits in future Shawano County Fairs.
3. Any deliberate manipulations of rules or entries to gain an unfair advantage shall result in forfeiture of ALL premiums and awards as well as possible disbarment for up to three (3) years from the Shawano County Fair.

4-H Food Stand Schedule and Info

Shawano 4-H Leader's Inc. Fair Food Stand sign up opened on June 1st. Many spots have been filled. But we do still have some open and we could really use your help! To sign up or remind yourself when you did sign up to work, visit: <https://tinyurl.com/2023FairFoodStand>

For those who have signed up and worked the whole shift, know that when your shift is done you will receive a food slip that entitles you to a sandwich and beverage as a thank you for your help. As a reminder, you cannot eat or drink (except water in the kitchen) while working.

What are these funds used for?

This is the Shawano County 4-H Leaders, Inc, fundraiser for the year and the funds help keep costs low for ALL our 4-H members as well as supporting 4-H camps and other county events, Members can also apply for scholarships for educational trips. These are just a few of the uses for the funds raised. Can you help us out?

Shawano County Junior Fair Entry/Judging Program

Judging on Saturday, Prior to Fair, commonly called "Pre-Fair Saturday"

All judging is Face to Face on Saturday, 9:00 am to 3:00 pm. Check schedule in this handbook for your club's time.
All of the following will be judged in the Junior Fair Building (More information regarding this day is on the next page)

Projects (Department-look below for entry tag to help you find this number)

Vet Science-including PETS & CATS	Naturespace (116)	Cultural (Celebrate) Arts (118)
Photography (120)	Computers (121)	Woodworking (122)
Electricity (123)	Mechanical Sciences (124)	Clothing (126) **
Knitting & Crocheting (127) **	Home Environment (128) **	Family & Child Development (129) **
Communication (131)	Youth Leadership/ Self Determined (133)	Health & Political Science (134)
Patti Pumpkin (114)	CLoverbuds (117)	

Shooting Sports Fun Event at the Crawford Center – all shooting sports members welcome

** Be aware these departments moved to this day in 2022. Don't miss your judging day!

Remaining Non-Animal Projects (Departments) - Judged Face to Face on Thursday night of the Fair 3-8pm

Farmer's Exhibition Building: Flowers, Houseplants, Plant Crafts (115)
Junior Fair Building (Red Barn): Cloverbud (117) Foods (125) Cake Decorating (125)

Projects (Departments) Danish Style Judging During the Fair

Project (Dept)	Check-in time	Judging Begins	Judging Location
Beef (102)	Wed, 8-3:30pm (weigh-in)	Fri, 8am	Coliseum
Club Booths (132)	Thurs, by 5pm	Thurs, 5pm	Junior Fair Building
Dairy (101)	Fri, 10-3:00pm	Sat, 9am	Coliseum
Dogs (109)	Sun, Pre-Fair, 12:30pm	Sun, Pre-fair, 1pm	Crawford Center—inside
Goats—All (105)	Wed, 8-3:30pm (weigh-in)	Thurs, 6pm	Coliseum
Horses (106)	Fri, by 3pm	Fri, 3pm; Sat, mid-afternoon Sun, 8am; Mon 11am	Crawford Center —outdoor arena
<hr/>			
Patti Pumpkinseed	Thurs, 3-8pm	Fri, 9am	Junior Fair Building
Cloverbuds	Thurs, 3-8pm	Thurs, 3-8pm	Junior Fair Building
Plant & Soil Sci (114)	Thurs, noon-8pm	Fri, 9am	Farmer's Exhibition Building
Poultry (107)	Thurs, 9am-8pm	Sat, 9am	Rabbit & Poultry Barn, under tent
Rabbits (108)	Thurs, 9am-8pm	Fri, 9am	Rabbit & Poultry Barn, under tent
Sheep (104)	Wed, 8-3:30pm (weigh-in)	Thurs, 4 pm	Coliseum
Swine (103)	Wed, 8-3:30pm (weigh-in)	Thurs, 8:00am	Coliseum



Entry Tag Example

- 122 refers to the department in the fair book.
- A is the class
- 1 is the Lot number


Be sure to tear off your claim checks so that you can pick up your items on Monday!

Only non-animal projects (departments) and rabbit and poultry will receive entry tags.

1126

Division/Class-Lot:
Non-animal – Jr /122-A: Woodworking/
A-1: Article for use in Storage

Entry Description:




Blue
Red
White
Pink

(fold here and tuck name under flap)

Exhibitor:
Clover, Chris
Club: Best club in Shawano County

Claim Check
Tear this section off and keep for entry pick up on Monday



PRE-FAIR JUDGING DAY Saturday, prior to fair – 9:00am to approximately 3:00pm

- **All** judging done on this Saturday will be face to face in the Junior Fair Building.
- The projects (or departments) being evaluated this day are listed on the previous page.
- All entries should have entry tags firmly attached when you come.
- The food stand will be open that day (from 9:30am – 2pm approx).
- If you can't be present for face-to-face judging, attach a note card as per fair book rules on **page 10, #11 under additional rules**. Have someone drop it off and judges will evaluate it during spare time.
- **ALL Exhibitors** - plan to arrive during your clubs scheduled time shown below. Due to long lines for several departments in the past, these schedules will be enforced. 4-H members arriving before their scheduled time will not be judged until scheduled members have been judged. However, it is fine to come later than your scheduled time. Exceptions can be made for a valid excuse (wedding, school event, etc.) if you contact the Extension office in advance. Thanks in advance for your cooperation.

Judging Schedule for Pre-Fair Saturday		
9am - 10am		
Maple Grove	Angelica Bowler	Shawano All Stars
10am - 11am		
Bonduel	Waukechon Wildcats Caroline Aces	Belle Plaine
11am - 12pm		
Landstad	Lonesome Pine Whisperers Wolf River	Seneca Stingers
Lunch Break (12:00pm –12:30pm)		
12:30pm - 1:45pm		
Tiger Tribe	Tri-Country Country Korner	Pella Eagles
1:45pm - 3:00pm		
County Line	Tilleda Timberwolves Green Valley	FFA's & Scouts



Watching the Junior Fair Building

As careful as we are securing exhibits, occasionally some are stolen. 4-H Clubs are encouraged to provide **one or two** workers, age 16 or older (although more are welcome!) to help watch the Jr. Fair Building. Clubs can trade shifts with another club if desired. Workers wear a ribbon, then sit at entrances and/or walk throughout



<u>Friday.</u>	
6-8pm	Pella Eagles (2)
8-10pm	Landstad (2)
<u>Saturday</u>	
10am-noon	County Line (2)
Noon-2pm	Maple Grove Countryside (2)
2-4pm	Bonduel (2)
4-6pm	Seneca Stinger (2) & Shawano All Stars (2)
6-8pm	Tilleda Timberwolves (2)
8-10pm	Tiger Tribe (2)
<u>Sunday</u>	
10am –noon	Belle Plaine (2)
Noon-2pm	Lonesome Pine Whisperers (2)
2-4pm	Green Valley (2)
4-6pm	Bowler (2)
6-8pm	Caroline Aces (2)
8-10pm	Waukechon Wildcats (2)
<u>Monday</u>	
10am-noon	Country Korner (2)
Noon-2pm	Angelica (2)
2-4pm	Wolf River & Tri-County (2)
4-6pm	Leaders begin preparing for entry release

4-H Foods & Nutrition Judging, Thursday, 3:00-8:00pm, Jr. Fair Building

All items (except for cakes) should be displayed on a disposable container unless otherwise specified. Be sure your projects specific requirements found on pages 109-113 of the Fair book!

Cake decorating youth: Be ready to demonstrate the use of one of your tips for the judge. Tips and frosting will be provided. Limited cooler case space is available for decorated cakes. Cake auction assignments will be given at judging. Cake boxes should have a viewing window, and can be picked up at the Junior Fair Building at Fair Set-up or Judging.



Other Important Dates and Times for Junior Fair Exhibitors

<u>Auctions</u>	<u>Time</u>	<u>Location</u>
Decorated Cake	Friday, 5:00pm	Junior Fair Building
Market Animal	Friday, 6:30pm	Coliseum
	(Includes Beef, Sheep, Swine & Goats)	
Small Animal	Monday, 10am	Coliseum
	Follows Poultry & Rabbit Fun Contests, Rooster & Human Crowing Contests	
	(Includes Poultry & Rabbits)	

Other Events

4H Drill Team Performs Saturday 11:30 am & Monday 10:30 am
Fun Day Horse Show Monday, 11am Outside Arena

Exhibit Release Information – All on Monday

<u>Project (Department)</u>	<u>Release Time</u>
Dairy Cattle and Horses	4:00 pm
All animals going to market	4:00 pm
All other animals returning to farm	5:00 pm
All other fair exhibits	6:00-8pm

(Taking exhibits out early means loss of fair premiums.)

JUNIOR FAIR ANIMAL EXHIBITORS

Please check the following sections closely for information related to exhibiting your animal.

Cat Project Members must have:

- ◇ Assisted with set-up or clean-up for the fair
- ◇ **Complete the Cat Care Form found on:** <https://fyi.extension.wisc.edu/shawano4h/animal-sciences/>

Cat Members **PLEASE NOTE** judging date change to **pre-fair Saturday, August 26, 2023**



Dog Project Members

- ◇ Judging begins Sunday August 27th at 1:00pm with check-in at 12:30pm in the Crawford Center.
- ◇ Each member is allowed to train and show 3 dogs. Dogs must be in 3 different classes. Each dog must be trained solely by member.
- ◇ Each dog must be shown in the class it was trained for during the year.
- ◇ ALL dogs are required to have a current vet certificate as proof of vaccinations to include Distemper, Parvovirus and Rabies.
- ◇ Review complete rules and regulations in the Shawano County Fair Premium

Information For Exhibitors Housing Animals on the Fairgrounds

Please read the following carefully!

Stall/pen decorating the following dates/times

Poultry/Rabbit Barns, Dairy and Livestock barns

Saturday, Prior to fair	9am - 4pm
Sunday, Prior to Fair	12 noon-3pm
Tuesday, Prior to fair	9am - 8pm
Wednesday, Opening	9am - 8pm
Thursday, Fair	9am - 8pm

Horse barns:

Saturday, Prior to Fair	9:00am-4:00pm
Tuesday, Prior to Fair	6:00pm-10:00pm
Thursday of the Fair	Noon-10:00pm

Bring all the tools and supplies you need for decorating. The grounds crew has many tasks to complete to prepare for fair. It is a privilege to decorate early - please cooperate or this privilege may be taken away.

Bedding pack in all barns is limited to one (1) foot.

Important Weigh In Note: All exhibitors who need to weigh-in their animals at the fair should enter the fairgrounds with their trailers from the Waukechon Street (Crawford Center) entrance.

WEDNESDAY ONLY: livestock exhibitors, after your trailer is unloaded, if it is staying for the entire fair, it needs to be parked in the parking lot by the Crawford Center. If you will be taking your trailer home at the end of the day, there is a spot along the fence near the race pits you can park. A gator can help transport you back to the barns after you park. Please do NOT park in the reserve or general parking area. Ask a Livestock County Planning Committee member where you can park if you need direction.

The fair board will allow clubs to leave a dairy or livestock trailer during the fair on the west side of the fairgrounds for storage of feed and bedding. The fair board will assign a parking spot along the fence. Direct questions and concerns to Scott Breitrick or find him on the grounds during the fair.

Reserved parking is available for \$25. Contact the Fair Office prior to the Fair to purchase a reserved parking space.

All exhibitors are asked to plan to bring their daily supply of feed into the fairgrounds before 10:00am. To help keep the traffic pattern running smoothly, all exhibitors are asked to enter the fairgrounds using the southwest corner gate at the corner of Fairview Way and Center Street in front of the Moede building.

Exhibitors are asked to stop by the barns to unload their feed and bedding for no more than 10 minutes. After unloading daily supply of feed and bedding, all exhibitors are asked to park their trucks south of the Poultry and Rabbit Barn and then return to the barns to finish feeding their animals. Remember, this drop-off parking is only available until 10:00am!

Dairy Cattle are to be checked in no earlier than 10:00am and no later than 3:00pm on Friday. You must have your animal's ID number on your entry form. ID number is the registration number for registered animals and the visible ID tag or tattoo for grade animals. Bring your registration papers with you. Superintendents will check you in by verifying these numbers.

Special notes for those showing larger animals

For safety, all **young exhibitors with big animals** should have an adult in the ring with them while showing. All dairy, beef, swine, sheep & goat exhibitors should wear appropriate closed toe shoes when moving, working with, showing and selling animals. This applies to both Open Class and Junior Fair exhibitors.

Beef, Sheep, Goat, Horse and Dairy Cattle Exhibitors: To help show day go more smoothly - please bring either 2 safety pins or an exhibitor number show harness with you to hold your exhibitor "back tag" number.

As a Shawano County Fair Junior Fair exhibitor you are representing the agriculture industry. It is expected that you will showcase and care for your animal(s) to show your pride in your accomplishments. Be available to answer questions fairgoers may have. If you don't know the answer refer them to someone who will. This is your chance to shine, not only in the show ring but throughout the entire fair!

Expectations of All Animal Exhibitors:

- Keep animals and exhibits clean and neat
- Maintain clean aisles
- Cooperate with general clean up
- Assist in keeping areas outside of barns clean
- Empty wheelbarrows regularly (if possible try not to store them in aisle)
- Each exhibit must have name cards / animal ID of some type
- Each exhibit should have some type of additional decorations (does Not need to be expensive.)
- Wristbands must be worn at all times

Consequences

Failure to maintain the above standards can lead to any or all of the following:

- Loss of this year's premium
- Loss of fair pass for next year
- Loss of showing privilege for next year
- Eviction from this year's fair
- Location change for your club's exhibit next year

All exhibitors are asked to cooperate with each other, the gate keepers, and the Shawano Area Ag Society to help make this another safe and successful fair!

Why participate?

"Youth who participate in a fair also learn independence, receive feedback, mastery and gain positive relationships with caring adults. It is an opportunity for youth to learn how to balance their responsibilities with their desire to have fun. Youth that go to fair with projects learn how to handle the world. They have deadlines, like show times, that they need to meet. They even sometimes learn the world is not always fair depending on the judge that day. These experiences all build independence."

Jeremy Elliot-Engel, 4-H youth development specialist with University of Missouri Extension

Attention - Jr. Fair Horse Exhibitors

Safety helmets must be worn while riding and/or driving. Helmets must be SEI and ASTM approved and exhibitors must wear boots with at least 1/2" cut-out heel. All Junior Fair Exhibitors must wear armbands during the show.

Highlighted items below related to Junior Exhibitors.

Junior Trail Class – Friday – 3:00-6:00pm

Drill Team Performance - Saturday, approximately 11:30 am

Monday, Labor Day, 10:30am

Open Show, all classes— Saturday, 8:00 am

Junior (& Open) Dressage & Jumping Show follows – Approximately late afternoon

Junior Show - Sunday, 8:00 am* (Includes Gymkhana classes for those entered formally, held at end of show)

Horse Fun Show* - Monday, Labor Day, 11:00 am (there will also be gymkhana classes offered at this time)



Class List to be determined – more information posted in the Crawford Center during the fair

Horses are released at 4:00 pm, Monday, Labor Day. All decorations must remain in place until 3:00 pm on Monday. All exhibitors must check with their barn steward before they are released from the fairgrounds. Stalls must be cleaned and all decorations removed from stall/barn areas before horses are released.

Rabbit and Poultry Information Page

- On "Fair Set-Up Day", volunteers (members, parents, leaders) are needed to help set up cages, beginning at 9am until done.
- **Entries must be brought in on Thursday of the Fair, between 9:00am - 8:00pm. No late entries allowed.**

Rabbit and Poultry Barn Duty Schedule

All exhibitors must sign up for at least one 2-hour period. You can sign up for your shift at the August workshop or the Fair Set-Up day, on a first-come, first sign-up basis. If you cannot cover the assigned time, please switch with someone or have someone cover for you. All open shifts will be assigned to exhibitors that have not signed up and that exhibitor will be responsible for that shift.



Thursday – 9am to 9pm All county planning committee members and interested leaders/volunteers

Friday, Saturday & Sunday 3 exhibitors needed for each of the following

9am-11am 11am – 1pm 1pm – 3pm 3pm – 5pm 5pm – 7pm 7pm - 9pm

Monday 3 exhibitors needed for each of the following shifts

9am – 11am 11am – 1pm 1pm – 3pm 3pm – release - County Planning Comm Release & Take-down

On Monday, 5:00 pm to finish, everyone is needed to dismantle and clean up! Roll will be taken.

Please contact Superintendent with questions. (contact info on the back page)

Barn Duty Expectations

Walk through building. Station at least 1 person at each exit to watch for animals leaving building. Keep aisles swept and clear at all times. Please be considerate when sweeping, do not run into people walking thru the barns! Empty wheelbarrow as necessary.

Do not handle or allow anyone but owners to handle animals, ask for ID if necessary. Help superintendent in any manner. Report any problems to superintendent or leader.

Arrive 5 minutes before your scheduled time. **Sign in.** Do not leave until next exhibitor arrives. Wear a nametag with your name and club name on it while on duty. Feel free to have your animal with you while on duty. Be friendly and helpful to visitors. If they ask questions you cannot answer please direct them to the superintendent or a 4-H leader.

Poultry and Rabbit Exhibitors

- **There is no storage of supplies or feed in the barn or cages!** An area will be provided.
- **Please clean pens before 10 am or after 7pm.** Please bring water and feed containers that are appropriate. Dishes should not sit on the bottom of cage in sawdust. Dishes are available to borrow on a first come until they are gone.
- **Rabbit** members should bring a list of tattoo numbers on entry.
- All **Poultry** (except Pigeons) need blood testing for Pullorum-Typhoid (**PT**). Only the exhibition birds being brought to the fair, over 4 months of age, need to be tested & banded. Whole flock testing is not needed this year. Market turkeys and market chickens must have come from an NPIP tested flock or hatchery. You must bring proof of testing on check in. The place you purchase your market turkeys or chickens should provide this to you. Please ask for a copy! There are multiple testing days scheduled, please sign up. No testing will be performed the week prior to the fair. Please contact the superintendent with questions.
- Leg bands are encouraged for identification on **poultry**.
- All **Turkeys** must have a copy of the hatchery NPIP status. **TURKEYS 6 months and older WILL NOT BE SHOWN** at the fair!



Small Animal Market Sale

- Those wishing to participate in the sale must have turned in a copy of their market worksheet on entry day with photo.
- All market members must help with set-up and take-down of the coliseum on Monday.
- All members are encouraged to enter the pre-auction activities!

Livestock (Beef, Sheep, Swine and Market Goat) Exhibitor Information

- ⇒ **Due August 1st:** Sale Animal Photo (name, ear tag number and phone number on back)
- ⇒ **Performance Beef Feeders—Due August 1st:** Animals must be eartagged, contract and DNA sample submitted to Ext. Office
- ⇒ **Due at final weigh-in:** Swine exhibitors WI Intrastate Certificate of Veterinary Inspection (CVI) or health certificate

Livestock Exhibitors and Parents – Fair Work Schedule **Please Sign in when you are finished. The sheets will be BRIGHT ORANGE!**

Saturday 08/19/2023—Set up Show Ring ...PLEASE BE ADVISED anything not completed on set-up day will need to be finished after weigh-in is completed on Wednesday.

Team Leaders-Livestock County Planning Committee Members

Team: Angelica, Lonesome Pine, Bonduel FFA, Pulaski FFA

Thursday-Take down hog show ring/put up sheep/goat show ring

Team Leaders-Livestock County Planning Committee Members

Team: Tri-County, Caroline Aces, Gresham FFA, Belle Plaine

Thursday Night-Take down sheep/goat ring/set up beef ring

Team Leaders-Livestock County Planning Committee Members

Team: Landstad, Green Valley, Tiger Tribe, Pella Eagles



Friday Afternoon-take down beef ring/set up sale rings, chairs, etc.

Team Leaders-Livestock County Planning Committee Members

Team: Tilleda Timberwolves, Seneca Stingers, Bonduel 4-H, County Line, Waukechon Wildcats, Wolf River, Bowler FFA, Bowler 4-H, Shawano All Stars

Friday Night-Take down the sale ring, chairs, etc.

Team Leaders-Livestock County Planning Committee Members

Team: All Exhibitors

Buyer's Welcome – Sign In: FFA Advisors

Hospitality Table: Sponsor – GreenStone FCS

Hosts: Charlie's County Market



We need parents to help move animals on the night of the Livestock Sale.

Please sign up by contacting one of the species chairpersons.

A "Bidder's Circle" will be set up for all bidders of the Market Animal Sale. Bidders will enjoy hors d'oeuvres, sandwiches and refreshments before the sale.

All exhibitors who sell at the **Market Animal Sale** are required to send a "thank you" letter to the purchaser of their animal before you will receive your sale check. **These MUST be turned in by Sunday NOON of fair.** Thank you notes should be dropped in the box in the swine barn. Prepare for mailing with buyer address, your return address and proper postage. *Do not seal the envelope.*

For general livestock questions, contact the Livestock Planning Committee Chair—Paul McClone (715) 460-0600

What do the ribbons mean?

BLUE - Excellent



Outstanding effort and learning

RED - Very Good



Minor improvements could be made but show basic skills & learning

WHITE - Good



Average rating. Could use stronger techniques or methods. Exhibit could be improved

PINK - Ok, needs Improvement



Ok, worthy of rating. Member needs more basic skills or knowledge. Exhibit has weakness.


GRAND & RESERVE CHAMPION

In Junior division, animals only. Top animal in species, class. Examples: Dairy—Holstein Swine—Market



MERIT

Only the top 1% of all entries receive this high honor!



HONORABLE MENTION

These items were considered for Merit and are top quality



CLOVERBUD

Every Cloverbud receives this as well as a shake at the 4-H Food Stand



A thought to leave you with...


"There was a farmer who grew award-winning corn. Each year he entered his corn in the state fair where it won a blue ribbon. One year a newspaper reporter interviewed him and learned something interesting about how he grew it. The reporter discovered that the farmer shared his seed corn with his neighbors. "How can you afford to share your best seed corn with your neighbors when they are entering corn in competition with yours each year?" the reporter asked. "Why sir," said the farmer, "didn't you know? The wind picks up pollen from the ripening corn and swirls it from field to field. If my neighbors grow inferior corn, cross-pollination will steadily degrade the quality of my corn. If I am to grow good corn, I must help my neighbors grow good corn." This farmer is much aware of the connectedness of life. His corn cannot improve unless his neighbor's corn also improves." (Jim Davidson, Columnist)

This story is really not about corn. It is more about our values and our relationships with other people. It is more important that you develop into "blue ribbon kids", willing to help each other out at the wash rack, knowing that in a few hours you will be going head to head. The blue ribbon given by the judge is determined by that one judge on that one day. But how you treat others is visible EVERY day! What are some examples of "blue ribbon kids"? Maybe you were at the bottom of your class...or were just beat out by a hair, but you still walked up to the winner with a smile and firm handshake to congratulate them. Maybe you helped that new kid learn how to wash or clip their animal, or display their garden box. Or maybe you came out on top, yet took the time to tell someone having a bad day because their animal just wouldn't cooperate that you were there before, too. These are just some of the values that make you that "blue ribbon kid"!!

Be the Blue Ribbon Kid!

Judge's Favorite

Given to project exhibits of outstanding quality. These are eligible to advance to next year's Wisconsin State Fair with no entry



Shawano Co. Agricultural Society

Scott Breitrack, President

Robert Krause, Vice-President

Pat Brusky, Treasurer

Jeff Styczynski, Secretary

Directors

Jon Shively

Cody Hudson

Eileen Lamm

Paul McClone

Austin Welk

Robert A Schmidt

Dan Zernicke

Brad Leupke

Alyce Welk

This is the team who plans the overall fair event. If you have general comments or concerns feel free to reach out to them at (715) 526-7065.




Shawano County Fair Junior Fair Division Superintendents

Questions regarding specific departments (related to your project work)? Superintendents are great resources to answer them!

Animal Departments	Name	Phone
101—Dairy	Jeff Styczynski	715-853-5554
102—Beef	Jeff Kabara	920-660-9885
103—Swine	Jim Fuhrman	715-881-0397
104—Sheep	Adam VanHaren	920-413-9474
105—Goat	Scott Liesner	715-509-0222
106—Horse	Kevin Palmer	715-250-4801
107—Poultry	Betty Gast	715-853-6114
108—Rabbit	Shaina Oakley	715-304-9716
109—Dog	Terry Bruno / Susan Palmer	920-621-9330 /
715-250-4800		
113—Cat	Angie Jung	715-701-0700
Non-Animal Departments		
114—Plant & Soil Science	Tony Wagner	920-373-2260
116—Shooting Sports	Troy Edwards	715-304-6191
117—Cloverbuds	Sandy Wendorff	715-851-5584
All other departments (projects)	Extension (Tami or Heather)	715-526-6136

(115, 116-all other departments, 118, 120, 121,122,123,124,125, 126, 127, 128, 129, 131, 132, 133, 134)



Agriculture and Extension Education Committee

Joe Miller, Chair

David Heideman

Tom Kautza

Devin Krizan

Arlyn Tober

Website Resources

<https://www.fairentry.com/> - Select your fair entries here.

Be sure to use your 4hOnline username and password.



All Other fair information can be found at <https://www.shawanocountyfair.net/>