

PREMIUM BOOK

SHAWANO

WORLD'S FAIR

1



2026-2030

Shawano County Fairgrounds

LABOR DAY WEEKEND

Rides • Livestock Shows • Food • Games • Entertainment • Fireworks



EXTERIOR CLEANING EXPERTS

OUR SERVICES

- ✓ **Window Cleaning**
- ✓ **Softwash House Washing**
- ✓ **Roof & Gutter Cleaning**
- ✓ **Pest Control**
- ✓ **Concrete/Patio Cleaning**
- ✓ **Deck Restoration**
- ✓ **Painting/Staining**

**Refresh your
entire property
& save –
bundle your
services today!**

(715) 304-8005



**(715) 304-8005
LAKEVIEWREVIVAL.COM**





Growing Stronger Together - *Every Season!*

From the barn to the show ring, every season brings new opportunities to grow. We are proud to support our local communities, families, and future generations.

Best of Luck at the Shawano County Fair!


PREMIER
COMMUNITY BANK
Stronger With Every Season



Member
FDIC

www.premiercommunity.com



N9705 US Hwy 45, Birnamwood
 715-449-2524
 N2960 US Hwy 45, Antigo
 715-627-7124
www.rewmotorsinc.com



If you're looking for top-rated durability and owner experiences, look no further.

Our entire lineup of compact and sub-compact tractors is built for comfort and ease-of-use with ergonomic operator-friendly designs, powerful Kubota diesel engines, and a variety of performance matched attachments.



Visit your Kubota dealer today for a demo!
KubotaUSA.com



TRACTORS UNDER 100 HP

Based on EDA tractor sales data of under 40 horsepower models from 2018 to 2022. © Kubota Tractor Corporation, 2025. Your Kubota Limited warranty gives you specific legal rights. You may have other rights which vary from state to state. Kubota Tractor Corporation does not authorize any person to create for KTC any obligation or liability other than that stated in the limited warranty. This material is for descriptive purposes only. Kubota disclaims all representations and warranties, express or implied, or any liability from the use of this material. For complete warranty, disclaimer, safety and product and incentive offer information, consult your local Kubota dealer and the Owner's Warranty Information Guide for the Kubota limited warranty on all products. Visit KubotaUSA.com/disclaimers for more information.

GOOD LUCK EXHIBITORS!

Automatic Stand-By Generators



Commercial
 Light Commercial
 Residential
 Farm Wiring
 New Construction

Remodel Jobs
 Service Upgrades
 Lighting Upgrades
 Underground Trenching
 Farm Rewiring
 Long-Day Lighting

Olson's Rural Electric Inc.

N2810 Circle Drive. Clintonville
 715-823-6882 olsonsruralelectric.com

— BONDUEL —
STATE BANK

Proud Supporter of the
Shawano County Fair

**The Fair is Tradition.
So is Banking with Us.**

Trusted by Shawano County families since 1906

130 N Cecil St.
Bonduel, WI 54107
715-758-2141
www.bonduelbank.com



Powering Your Home, Farm & Business

**KRUEGER'S
SIGN & ELECTRIC, INC.**

**Residential • Commercial
Industrial • Agricultural
Service Work • Design-Build
Sign Install • Kohler Generators
Electrical Supply Store On-Site
Stocked & ready—or we'll get it fast!**

KRUEGER'S SIGN & ELECTRIC, INC.

Your trusted local experts for quality electrical work—done right the first time.

715-823-5121 300 INDUSTRIAL AVE, CLINTONVILLE
dustin@kruegerelectricinc.com | ryan@kruegerelectricinc.com

715-524-5121

Support Youth. Support Agriculture. Support Local.

CENTRAL SAWDUST
is proud to support the
hardworking youth
showcasing their
dedication at the fair.
These young exhibitors
represent the future
of agriculture—and
we're honored to
stand behind them.

Serving Farmers with
Quality Products
CENTRAL SAWDUST
buys and sells a variety
of materials to
meet your farm needs:
• KILN DRIED SAWDUST
• GREEN SAWDUST
• WOOD CHIPS • BARK

Get your order in today
and support a business
that supports the next
generation of agriculture!



Proud Supporter of Youth in Agriculture

*Whether you're bedding livestock or
looking for reliable supply, we've got you covered.*

Call Today! Dan: 715-853-4346 Chris: 715-881-0600

— SHAWANO —
FAMILY DENTISTRY

COMFORTABLE · KIND · COURTEOUS

Full Family Dental Care

(715) 524-4935

115 Alpine Ct.
Shawano, WI 54166

shawanofamilydentistry.com



MIKE'S
PLUMBING

715-745-6663

SINCE 1967

MP 15047

AG PLUMBING

- Sewage Pumps
- Well Pumps
- Well Chlorination
- Water Systems
- Manure Pumps
- 2nd Use Systems

RESIDENTIAL PLUMBING

- Drain Cleaning
- Water Heater
- Water Softener
- Toilets/Sinks
- Tubs/Showers
- Sump Pumps

We Keep the Water Flowing... We Service All Gamuts of Plumbing...

KROPFS
MEAT PROCESSING


*Good Luck
to all of the
Exhibitors
at the Fair!*

KROPF'S MEAT PROCESSING


We're here for your butchering & processing needs.
Plus, stop in and choose from a large, delicious selection of meats from sausage, ham & bacon to steaks & chops & roasts


Retail and Wholesale of Fresh Meats
Smoking - Sausage Making - Hams - Bacon
Cutting - Wrapping - Freezing

Cindy 715-793-4675 Mark


NORTH COUNTRY
ESTD HOMES 1973

THE AUSTIN
2,614 sq. ft. plus porch, 1,280 sq. ft.
2 Bedrooms, 2 Bathrooms



 **NORTH COUNTRY HOMES**

110 Brooke Ct, Bonduel · (715) 758-7500
www.northcountryhomes.com

*Come in and start your new home today
with Wisconsin's #1 retailer!*




Montour-Engel LLC
Heating & Cooling

Serving our community since 1921

137 S. Washington St, Shawano | info@montour-engel.com

715-526-3620

24-HOUR EMERGENCY SERVICE AVAILABLE



P&D
Sales & Service LLC
Patz

- **Patz Mixers**
- **Tundra Pumps**
- **Manure Augers**
- **Alley Scrapers**
- **Intellichain**
- **Ritchie Waters**

**Mixer
Demos
Available**



N3105 Cedar Rd, Pulaski
(5 Mi. East of Bonduel)
715-758-2585 or 920-822-5145
www.panddsales.com

The Knowledgeable Professionals



REUTER
ELECTRIC LLC

**Proudly Serving the
Shawano County Area
for over 80 Years**

Commercial • Industrial • Residential
Electrical • Data Work
Batteries • Lighting

617 S. Main Street, Shawano
715-526-3811
www.radtkereuterelectric.com



Outstanding Value ~ Exceptional Service



In support of the Shawano County Fair

Offering

- MyCoVantage Digital & Mobile Banking
 - Remote Deposit
 - Great Rate & Cash Back Credit Cards
 - Free Checking with ATM/Debit Card
 - Low Rate Auto Loans
 - Surcharge-free ATMs
 - Great Mortgage Rates
- ... and much more!!**

800-398-2667 • covantagecu.org
911 E. Green Bay St. or 604 S. Main St., Shawano



Electrifying the Shawano County Fair for Over 45 Years!



Generator Dealer



W7850 Cty Rd MMM, Shawano
715-526-6578



Shawano County
Farm Bureau

ICE CREAM STAND

OPEN DAILY DURING THE FAIR
LOCATED IN THE JUNIOR
FAIR BUILDING

Featuring Wisconsin made ice cream!



Custom Butchering & Processing

Beef • Pork Lamb Goat • Bear Venison



Call the happy little butchers!



W10947 Riverside Rd
Marion (Pella)
715-754-5136

BBB



FRANK WALLACE FLOORING

SHAWANO, WI

Installation of Vinyl - Carpet
Floor Tiles - Luxury - Vinyl Tile
Laminate Floors

Ceramic - Ceramic Showers

Insured

40 Years Experience
Serving Shawano



CELL (715) 853-8209

bloomer525@yahoo.com

Ben Wallace
Owner

Fully Insured
Shawano, WI



Ben Wallace Flooring

Custom Tile Showers - Floor
Backsplashes

VCT LVT LVP Carpet

Laminate Vinyl Hardwood

715-304-9155

wallace9155@live.com

**WE HAVE ALL YOUR FARM,
RANCH & GARDENING NEEDS.**



LIVE & PLASTIC BAIT • CAMPING SUPPLIES • HOUSEHOLD • BUILDING SUPPLIES
SPORTING GOODS • PET FOOD & SUPPLIES • ELECTRICAL • PLUMBING
HEATING & COOLING • FARM & RANCH • LAWN & GARDEN
SMALL ENGINE SUPPLIES • COMPLETE AUTO SERVICES

GRESHAM HARDWARE & AUTO

750 COMMERCE WAY, GRESHAM - (715) 787-3288

BRYAN NEMETZ CONSTRUCTION



Custom Built Homes

Cabinets | Garages

Decks | Drywall

Additions & Renovations

Roofing & Siding

Bryan Nemetz, owner

W8885 Oak Ave, Shawano

home: 715-524-3802

cell: 715-853-7104

Insured • Free Estimates

Cedar Wedge Meats

STATE INSPECTED MEAT PROCESSING FACILITY

**Custom Beef, Pork,
Lamb & Goat Processing**



Shop Our Retail Store

W4701 Wedge Rd, Bonduel

715.758.2166

Monday-Friday 8-5 & Saturday 9-3

Jake's PIG PALACE

Showpigs

Farm Raised Whole & Half Hogs

Selling Quality

Cross & Purebred Showpigs

N8360 Bluebird Rd, Eland

715-881-0301 | jakespigpalace.com

Posbrig's BALING & LIME

GREEN VALLEY, WI

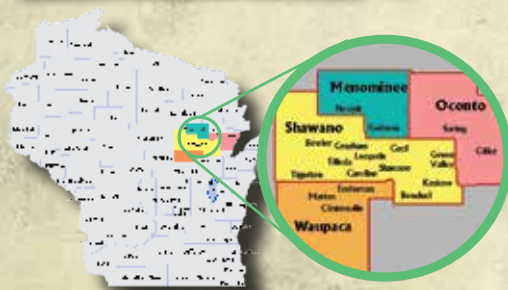
CALL WAYNE 920.621.6315

**GOOD LUCK TO ALL
4-H & FFA YOUTH!**

Christensen Printing Partners

- PRINTING
 - MAILING
 - BINDERY
 - DELIVERY
- Short runs
or long runs.

**Tom
Verboncour**
715-526-1200 ext. 1212
tom@cpps.com
www.cpp.press



Published Every Thursday. Delivered Weekly by Mail to
25,000+ Households & Businesses



Patti J. Peterson
715-280-1580 ext. 101
patti@cpps.com
www.cpp.press

HORSE • DOG • CAT • BIRD • WILD BIRD

Pulaski Warehouse, Inc.

SEED • FEED • PET

**Good Luck to
All Fair Participants!**



pulaskiwarehouse@aol.com
920-822-3536

- Farm Seed - Complete Seed Dealer
- Lawn / Garden Seed / Fertilizer
- Wildlife Food Plot Seed
- Purenra / Nutrena Feeds
- Tribute / Kalmbach Feeds
- Organic Feeds / Dr's Choice
- Wild Bird Seed & Feeders
- Pet Food & Pet Supplies

5777 Quarry Dr., Pulaski (Between Hwy 29 & Pulaski)

HYDRAULIC REPAIR SPECIALISTS

Full
Service
Rock
Breaker
Repair
Center

All Makes & Models

**TRUST US FOR ALL YOUR
HYDRAULIC REPAIRS**

Full Service GEAR BOX REPAIRS

Any Size
48 Years
Experience

**DAILY
PICK-UP
& DELIVERY
IN WAUSAU**




Custom
Hoses



While you wait

WE REPAIR:

- ◆ Hydraulic Cylinders
- ◆ Pneumatic Cylinders
- ◆ Hydraulic Tools
- ◆ Rock Breakers
- ◆ Hydraulic Generators
- ◆ Power Units
- ◆ Spike Drivers
- ◆ Valves
- & More!



Cylinders
repaired up to 26" bore

HYDRAULIC REPAIR SPECIALISTS

1279 Engel Dr., Shawano
715.526.5284
Mon-Th: 7-4:30 | Fri: 7-3



Charlie's County Market

PREFERRED
Angus™

South Main
Produce Co.

BC's
bottle shop

Mum's
BAKERY

Charlie's
County
Market
**corner
deli**

Your Grilling Headquarters!

Fresh Cut Steaks, Homemade Brats, Fresh Baked
Buns & Bread, Awesome Bottle Shop & Tasty Deli Treats!

521 S. Main, Shawano 715-524-2523
charliescountymarket.com

SHAWANO AREA AGRICULTURAL SOCIETY

Shawano County Fair Office Contact Info

Fair Office (715) 526-7065, (715) 526-6570

e-mail: shawanofair@gmail.com



Online Entries are Preferred

Detailed entry and fair information is available at

<https://www.shawanocountyfair.net>

Online Premium Book supersedes Printed Book;

please refer to the online version for the most up to date information

THANK YOU!

The support from the Life Time Memberships received in the current fair year support the Shawano County Fair. The Shawano Area Agricultural Society (Board of Directors) would like to take this opportunity to welcome and thank all new and existing Life Time Members for their support.

Become a member of the Shawano Area Agricultural Society

The Shawano Area Agricultural Society is an organization dedicated to holding and promoting the Shawano County Fair and events at the Shawano Speedway.

Life Time memberships entitle the holder, spouse and children up to 16 years of age, free admission to the Shawano County Fair. Applications are available at the Fair Office.

There are many volunteer opportunities available during the race and fair seasons. Call the Fair Office to volunteer.

Fair Office Contact Information:

- Fair Office: (715) 526-7065, (715) 526-6570 or (715) 526-7069
- Premium Department: (715) 526-7067

Detailed information is also available at:

- [Entertainment | Shawano County Fair | Shawano](#)
- [Stock Car Racing | Shawano Speedway | Shawano](#)

SPECIAL THANK YOU!

The publication of the Premium Book entails a great deal of work.

Thank you to the individuals, businesses, and organizations who placed advertisements, and to the Shawano County Extension Office for their dedication towards the production of this book.

With Gratitude, The Shawano Area Agricultural Society

GATE 6

Shawano County Fairgrounds Informational Map

Map is NOT to Scale

Parking Area

Shuttle Parking

Crawford Center

Horse Area



Race Track

Shuttle to Gate 4 / East Parking and Horse Barns



President Park



Fair Office

Grandstands

ATM



Under the Grandstands Band Entrance



MIDWAY



Kiddie Rides



Agriculture Implements



Farmers Building



Commercial Exhibits

Junior Fair

Handicap Parking

Motorcycle Parking

Reserved Parking

Parking Area

GATE 4



Colliseum

Dairy Cattle

Dairy Cattle

Beef

Pine

Goats & Sheep

GATE 3

Rabbits & Poultry

GATE 2 not city

GATE 1

INDEX TO SHAWANO COUNTY FAIR

Open Class & Junior Division

General Information

[Advertising ~14](#)
[Admission to Grounds ~14](#)
[Ag Society Life Membership Info ~ 1](#)
[Ag Society Rules & Regulations ~ 9](#)
[Animal Health Rules ~ 22](#)
[Animal Project Rules ~12](#)
[ATCP 160 Requirements ~ 17](#)
[ATM ~ 16](#)
[Care of Exhibits ~ 10](#)
[Class Definitions ~ 19](#)
[Commercial Display Information ~ 14](#)
[Concessions Information ~ 14](#)
[Entry Rules ~ 9](#)
[Entry Sheets ~ 141](#)
[Exhibit Release - 10](#)
[Exhibitor Safety Rules & Recommendations ~ 11](#)
[Fair Entry / Judging Program Schedule ~ 5](#)
[Fairgrounds Map ~ 2](#)
[Fair Judging Rules ~ 13](#)
[Fair Office Phone Numbers ~ 1](#)
[First Aid ~ 15](#)
[General Rules ~ 9](#)
[IAFE National Code of Show Ring Ethics ~ 30](#)
[Index ~ 3 - 4](#)
[Insurance - 16](#)
[Judging Rules ~ 13](#)
[Junior Division ~ 76 - 133](#)
[Junior Fair \(Additional Rules\) ~ 12](#)
[Lost and Found - 16](#)
[Map ~ 2](#)
[Online Entry Instructions ~ 1](#)
[Open Class Departments ~ 32 – 73](#)
[Paging ~ 16](#)
[Police & Protection ~ 15](#)
[Poster Rules ~ 13](#)
[Protests, Complaints, Appeals ~ 11](#)
[Premiums ~ 13](#)
[Public Forum ~ 16](#)
[Reserved Parking ~ 11](#)
[Schedule ~ 5 -8](#)
[Superintendents - 16](#)
[WI Fairs Definitions & Requirements ~ 17](#)
[WI Fairs Health Requirements ~ 22](#)

Open Class Departments

[Antiques \(Dept. #19\) ~ 54](#)
[Beef Cattle \(Dept. #2 Registered\) ~ 33](#)
[Booths, Townships \(Dept. #14\) ~ 48](#)
[Beer, Homemade \(Dept. #25\) ~ 64](#)
[Clothing \(Dept. #26\) ~ 68](#)
[**Cultural Arts \(Dept. #18\) ~ 51](#)
[Dairy Cattle – Registered \(Dept. #1\) ~ 32](#)
[Dog – Open Fun Show ~ 43](#)
[Donkeys \(Dept. #6\) ~ 35](#)
[Field Crops \(Dept. #14\) ~ 43](#)
[**Flowers & House Plants \(Dept. #15\) ~ 48](#)
[**Foods & Nutrition \(Dept. #25\) ~ 60](#)
[Food Preservation \(Dept. #25\) ~ 63](#)
[Fruit Exhibits \(Dept. #14\) ~ 47](#)
[Goats \(Dairy, Market, Other\) \(Dept. #5\) ~ 34](#)
[Hinny or Mule \(Dept. #6\) ~35](#)
[Home Furnishings \(Dept. #28\) ~ 70](#)
[Honey \(Dept. #16\) ~ 51](#)
[Horses, Pony, Draft \(Dept. #6\) ~ 35](#)
[Knitting & Crocheting \(Dept. #27\) ~ 69](#)
[Maple Syrup \(Dept #16\) ~ 51](#)
[Natural Science \(Dept. #16\) ~ 51](#)
[**Photography \(Dept. #20\) ~ 58](#)
[Plant & Soil Science \(Dept. #14\) ~ 43](#)
[Pony, Miniature Horse \(Dept. #6\) ~ 35](#)
[Poultry & Poultry Products \(Dept. #7\) ~ 39](#)
[Rabbits \(Dept. #8\) ~ 42](#)
[Sheep – Registered \(Dept. #4\) ~ 34](#)
[**Vegetable Garden \(Dept. #14\) ~ 45](#)
[Waterfowl \(Dept. #7\) ~ 41](#)
[Wine – Homemade \(Dept. #25\) ~ 64](#)
[**Woodworking \(Dept. #22\) ~ 59](#)

** Open Class Options Available in the Departments marked above for:

- [Youth \(not in 4-H, FFA or other Organization\)](#)
- [Developmental/Intellectual Disabilities](#)

Junior Fair Departments

[Adventures \(Dept. #116\) ~ 108](#)
[Aerospace \(Dept. #124\) ~ 120](#)
[Astronomy \(Dept. #116\) ~ 106](#)
[Animal Health Rules ~ 22](#)
[Animal Project Rules ~ 12](#)
[Beef Cattle \(Dept. #102\) ~ 77](#)
[Beef – Non-animal Entries \(Dept. #110\) 96](#)
[Bicycling \(Dept. #124\) ~ 121](#)
[Booths \(Dept. #132\) ~ 130](#)
[Cake Decoration \(Dept. #125\) ~ 126](#)
[Cats \(Dept. #113\) ~ 99](#)
[Cat – Non-Animal Entries \(Dept. #110\) ~ 98](#)
[Celebrate Art \(Dept. #118\) ~ 113](#)
[Check-in Schedule ~ 5](#)
[Child Development \(Dept. #129\) ~ 129](#)
[Clothing \(Dept. #126\) ~ 126](#)
[Cloverbuds \(Dept. #117\) ~ 113](#)
[Club Entries \(Booth, Banner, Scrapbook, Planter\) ~ 130](#)
[Computer \(Dept. #121\) ~ 117](#)
[Creative Writing \(Dept. #131\) ~ 130](#)
[Crocheting \(Dept. #127\) ~ 127](#)
[Cultural Arts \(Dept. #118\) ~ 113](#)
[Dairy Cattle \(Dept. #101\) ~ 76](#)
[Dairy – Non-Animal Entries \(Dept. #110\) ~ 96](#)
[Dog Obedience \(Dept. #109\) ~ 93](#)
[Dog – Non-Animal Entries \(Dept. #110\) ~ 98](#)
[Electricity \(Dept. #123\) ~ 118](#)
[Entomology \(Dept. #116\) ~ 107](#)
[Entrepreneurship \(Dept. #134\) ~ 132](#)
[Exploring Your Environment \(Dept. #116\) ~ 106](#)
[Field Crops \(Dept. #114\) ~ 100](#)
[Fishing \(Dept. #116\) ~ 106](#)
[Flowers \(Dept. #115\) ~ 104](#)
[Forestry \(Dept. #116\) ~ 107](#)
[Foods & Nutrition \(Dept. #125\) ~ 122](#)
[Food Preservation \(Dept. #125\) ~ 125](#)
[Fruit \(Dept. #114\) ~ 103](#)
[General Rules & Regulations ~ 9](#)
[Goats - Dairy, Meat, Other \(Dept. #105\) ~ 81](#)
[Goats – Non-Animal Entries \(Dept. #110\) ~ 96](#)
[Health \(Dept. #134\) ~ 132](#)
[Home Environment \(Dept. #128\) ~ 128](#)
[Home Grounds \(Dept. #115\) ~ 105](#)
[Honey \(Dept. #116\) ~ 112](#)
[Horse & Ponies \(Dept. #106\) ~ 82](#)
[Horse – Non-animal Entries \(Dept. #110\) ~ 97](#)
[Horseless Horse \(Dept. #110\) ~ 82, 97](#)
[Horticulture \(Dept. #114\) ~ 100](#)
[House Plants & Indoor Gardens \(Dept. #115\) ~ 103](#)
[Junior Dairy Promotion: Foods - 124](#)
[Judging Schedule ~ 5](#)
[Knitting \(Dept. #127\) ~ 127](#)
[Maple Syrup \(Dept. #116\) ~ 112](#)
[Music \(Dept. #118\) ~ 115](#)
[Patti Pumpkin Seed Program \(Dept. #114\) ~ 103](#)
[Personal Finance \(Dept. #134\) ~ 131](#)
[Pet Project \(Dept. #110\) ~ 99](#)
[Pet – Non-Animal Entries \(Dept. #110\) ~ 96](#)
[Photography \(Dept. #120\) ~ 115](#)
[Plant Crafts \(Dept. #115\) ~ 104](#)
[Plant & Soil Science \(Dept. #114\) ~ 100](#)
[Poster Requirements ~ 13](#)
[Poultry \(Dept. #107\) ~ 87](#)
[Poultry – Non-Animal Entries \(Dept. #110\) ~ 96](#)
[Rabbits \(Dept. #108\) ~ 91](#)
[Rabbits – Non-Animal Entries \(Dept. #110\) ~ 96](#)
[Recycling \(Dept. #116\) ~ 112](#)
[Robotics \(Dept. #124\) ~ 121](#)
[Scale Models \(Dept. #124\) ~ 121](#)
[Self – Determined Project \(Dept. #133\) ~ 131](#)
[Sheep \(Dept. #104\) ~ 79](#)
[Sheep – Non-Animal Entries \(Dept. #110\) ~ 96](#)
[Shooting Sports \(Dept. #116\) ~ 109](#)
[Small Engines \(Dept. #124\) ~ 120](#)
[Soil Science \(Dept. #116\) ~ 108](#)
[Swine \(Dept. #103\) ~ 79](#)
[Swine – Non-Animal Entries \(Dept. #110\) ~ 96](#)
[Theatre Arts \(Dept. #118\) ~ 114](#)
[Tractor Maintenance \(Dept. #124\) ~ 120](#)
[Trapping \(Dept. #116\) ~ 111](#)
[Vegetable Garden \(Dept. #114\) ~ 101](#)
[Veterinary Science \(Dept. #110\) ~ 96](#)
[Videography \(Dept. #120\) ~ 116](#)
[Welding \(Dept. #124\) ~ 121](#)
[WI Department of Ag Rules ~ 17](#)
[Woodworking \(Dept. #122\) ~ 118](#)
[Workforce Readiness \(Dept. #134\) ~ 132](#)
[Youth Leadership \(Dept. #133\) ~ 131](#)

Shawano County Fair Schedule

Saturday Prior to Fair

Small Animal Building, East & West Dairy Barns & Livestock Barns will be open for decorating
9:00 am to 4:00 pm

Judging Schedule

| Time | Department # | Department Name | Location |
|-----------|--------------|------------------------------------|----------------------|
| 9am – 3pm | 110 | Junior, Vet Science including Pets | Junior Fair Building |
| 9am – 3pm | 116 | Junior, Natural Sciences | Junior Fair Building |
| 9am – 3pm | 117 | Junior, Cloverbuds | Junior Fair Building |
| 9am – 3pm | 118 | Junior, Cultural Arts | Junior Fair Building |
| 9am – 3pm | 120 | Junior, Photography | Junior Fair Building |
| 9am – 3pm | 121 | Junior, Computers | Junior Fair Building |
| 9am – 3pm | 122 | Junior, Woodworking | Junior Fair Building |
| 9am – 3pm | 123 | Junior, Electricity | Junior Fair Building |
| 9am – 3pm | 124 | Junior, Mechanical Science | Junior Fair Building |
| 9am – 3pm | 126 | Junior, Clothing | Junior Fair Building |
| 9am – 3pm | 127 | Junior, Knitting & Crocheting | Junior Fair Building |
| 9am – 3pm | 128 | Junior, Home Environment | Junior Fair Building |
| 9am – 3pm | 129 | Junior, Child Development | Junior Fair Building |
| 9am – 3pm | 131 | Junior, Communications | Junior Fair Building |
| 9am – 3pm | 133 | Junior, Youth Leadership | Junior Fair Building |
| 9am – 3pm | 134 | Junior, Health & Political Science | Junior Fair Building |
| 9am – 3pm | 116 | Junior, Shooting Sports Fun Event | Crawford Center |

Sunday Prior to Fair

Small Animal Building, East & West Dairy Barns & Livestock Barns will be open for decorating
Sunday noon to 3 pm and Tuesday 9 am to 8 pm.

Judging Schedule

| Time | Department # | Department Name | Location |
|------|--------------|------------------|-----------------|
| 1pm | 109 | Junior, Dog Show | Crawford Center |

Fair Schedule

Barn stalls and surrounding area should be kept clean and presentable at all times.
6 am to 10 am – unloading daily supplies of feeding & bedding to Small animal Building, East & West Dairy Barns & Livestock Barns. Best time to clean or add bedding is before 10 am or after 8 pm.

Wednesday

Small Animal Building and East & West Dairy Barn will be open for decorating 9:00 am to 8:00 pm.

Check-In

| Time | Department # | Department Name | Location |
|---------------|--------------|-------------------------------|--------------------------|
| 8am to 3:30pm | 2 & 102 | Open & Junior - Beef Cattle | Livestock Barn |
| 8am to 3:30pm | 103 | Junior – Swine | Livestock Barn |
| 8am to 3:30pm | 4 & 104 | Open & Junior – Sheep | Livestock Barn |
| 8am to 3:30pm | 5 & 105 | Open & Junior - Goat | Livestock Barn |
| 9am to 8pm | 14 | Open – Plant & Soil Science | Farmers Exhibit Building |
| 9am to 8pm | 16 | Open – Natural Science | Farmers Exhibit Building |
| 9am to 8pm | 18 | Open – Cultural Arts | Commercial Building |
| 9am to 8pm | 19 | Open – Antiques | Commercial Building |
| 9am to 8pm | 20 | Open – Photography | Commercial Building |
| 9am to 8pm | 22 | Open - Woodworking | Commercial Building |
| 9am to 8pm | 25 | Open – Wine & Beer | Commercial Building |
| 9am to 8pm | 26 | Open – Clothing | Commercial Building |
| 9am to 8pm | 27 | Open – Knitting & Crocheting | Commercial Building |
| 9am to 8pm | 28 | Open – Home Furnishings | Commercial Building |
| 4:00pm | 9 | Open – Dog | Crawford Center |
| 5pm to 8pm | 15 | Open – Flowers & House Plants | Farmers Exhibit Building |
| 5:30pm | 113 | Junior – Cats | Junior Fair Building |

Judging Schedule

| Time | Department # | Department Name | Location |
|------|--------------|-----------------|----------------------|
| 5pm | 9 | Open – Dog | Crawford Center |
| 6pm | 113 | Junior – Cat | Junior Fair Building |

Thursday

Check-In

| Time | Department # | Department Name | Location |
|-----------------|--------------|--------------------------------------------|--------------------------|
| 9am to 5pm | 7 & 107 | Open & Junior – Poultry | Small Animal Building |
| 9am to 5pm | 8 & 108 | Open & Junior – Rabbit | Small Animal Building |
| 12pm to 8pm | 15 | Open - Flowers & House Plants | Farmers Exhibit Building |
| 12pm to 8pm | 18 | Open – Cultural Arts | Commercial Building |
| 12pm to 8pm | 25 | Open – Foods & Nutrition, Preservation | Commercial Building |
| 12pm to 8pm | 114 | Junior – Plant & Soil Science | Farmers Exhibit Building |
| In place by 3pm | 1 & 101 | Open & Junior – Dairy | Dairy Barns |
| In place by 3pm | 132 | Junior – Booth, Planter, Banner, Scrapbook | Junior Fair Building |

Judging Schedule

| Time | Department # | Department Name | Location |
|------|--------------|------------------------------------|--------------------------|
| 8am | 103 | Junior – Swine (including Pee Wee) | Coliseum |
| 9am | 14 | Open - Plants & Soil Science | Farmers Exhibit Building |
| 9am | 16 | Open – Natural Science | Farmers Exhibit Building |
| 9am | 19 | Open – Antiques | Commercial Building |
| 9am | 20 | Open – Photography | Commercial Building |

| | | | |
|------------|---------|----------------------------------------------|--------------------------|
| 9am | 22 | Open - Woodworking | Commercial Building |
| 9am | 26 | Open – Clothing | Commercial Building |
| 9am | 27 | Open – Knitting & Crocheting | Commercial Building |
| 9am | 28 | Open – Home Furnishings | Commercial Building |
| 3pm to 8pm | 115 | Junior - House Plants, Plant Crafts, Flowers | Farmers Exhibit Building |
| 3pm to 8pm | 117 | Junior – Cloverbuds | Junior Fair Building |
| 3pm to 8pm | 125 | Junior – Foods & Nutrition/ Cake Decorating | Junior Fair Building |
| 4pm | 4 & 104 | Open & Junior – Sheep | Coliseum |
| 5pm | 132 | Junior – Booth | Junior Fair Building |
| 6pm | 5 & 105 | Open & Junior – Goat | Coliseum |
| 6pm | 25 | Open – Wine & Beer | Crawford Center |

Friday

Check-In

| Time | Department # | Department Name | Location |
|------------------|--------------|-----------------------|------------|
| In place by 10am | 6 & 106 | Open & Junior – Horse | Horse Barn |

Judging Schedule

| Time | Department # | Department Name | Location |
|------|--------------|-------------------------------------------|-------------------------|
| 8am | 2 & 102 | Open & Junior – Beef | Coliseum |
| 9am | 114 | Junior – Plant & Soil Science | Farmer Exhibit Building |
| 9am | 14 & 114 | Open & Junior - DHI Soil & Forage Testing | Farmer Exhibit Building |
| 9am | 15 | Open – Flowers & House Plants | Farmer Exhibit Building |
| 9am | 18 | Open – Cultural Arts | Commercial Building |
| 9am | 25 | Open – Foods & Nutrition, Preservation | Commercial Building |
| 9am | 9 & 109 | Open & Junior – Rabbit | Small Animal Building |
| 3pm | 106 | Junior – Horse Trail Class | Horse Barns |

Events

| Time | Event | Location |
|--------|-------------------------------------------|----------------------|
| 5pm | Shawano County 4-H Decorated Cake Auction | Junior Fair Building |
| 6:30pm | Shawano County 4-H Market Animal Auction | Coliseum |

Saturday

Judging Schedule

| Time | Department # | Department Name | Location |
|------|--------------|-------------------------|-----------------------|
| 9am | 7 & 107 | Open & Junior – Poultry | Small Animal Building |
| 9am | 101 | Junior – Dairy | Coliseum |
| 9am | 6 & 106 | Open & Junior – Horse | Horse Arena |

Events

| Time | Event | Location |
|------|--------------------------------------------------------------------|----------|
| 7pm | Dairy Futurity Show and Shawano County Dairy Youth Benefit Auction | Coliseum |

Sunday

Judging Schedule

| Time | Department # | Department Name | Location |
|-------------|---------------------|------------------------|-----------------|
| 8am | 106 | Junior – Horse | Horse Arena |
| 10am | 1 | Open – Dairy | Coliseum |
| 12pm | | Dairy Pee Wee Show | Coliseum |

Events

| Time | Event | Location |
|-------------|---------------------------|------------------|
| 10am | Protestant Church Service | Under Grandstand |
| 11am | Polka Mass | President's Park |

Monday

Events

| Time | Event | Location |
|-------------|--------------------------------------------------------------------------------------------------|-----------------|
| 9am | Fun Small Animal Events (possible events include Rabbit Hopping, Turkey Gobbling, Critter Races) | Coliseum |
| 10am | Shawano County 4-H Small Animal Auction (Rabbits & Poultry) | Coliseum |
| 11am | Fun Day Horse Show | Horse Arena |

Release of Exhibits

| Time | Event | Location |
|---------------|---------------------------------------------------------------|-----------------|
| 4pm | Dairy Cattle and Horses to be released | |
| 4:30pm | Beef, Sheep, Goats, Poultry & Rabbits to be released | |
| 5pm | All other fair exhibits – both Open and Junior to be released | |
| 8pm | Buildings locked | |
| Early Tuesday | Swine will be released | |

Hopefully everyone had a great Fair and we hope to see everyone again next year!

Shawano County Fair General Rules

Open Class & Junior Division

Open Class & Junior Division All Judge's Decisions are Final!

Address all communications regarding entries and premiums to:

Shawano County Fair
P.O. Box 454, Shawano, WI 54166
Fair Office Telephone # (715) 526-7065

Entry Rules

These Rules apply to Open Class & Junior Fair.

1. Open Entry Sheets must be submitted to the Fair Office on or before the first Monday in August. Junior Fair 4-H Entries must be submitted online by August 1st. Other youth groups are to submit paper forms by August 1 to the Fair office.
2. Online Entries are preferred. See Online Entry instructions at: <https://shawanocountyfair.net>
3. A processing fee of \$5.00 for the 1-25 entries, \$10 for 26-50 entries and \$20 for 51 or more entries per exhibitor. Fee must be submitted with entry form.
4. All exhibitors entering animals (Dairy, Beef, Swine, Sheep, Goats, Poultry, and Horses) must provide the animal ID form with the registration number or ear tag number and WI premise ID on all entry sheets and this information must be kept on file at the fair office.
5. No additions or substitutions may be made after the entry deadline.
6. Open exhibitors must be residents of Shawano County. (See exception in dairy, beef, and horse departments.)
7. All entries must include the name of the owner and their post office address in full and telephone number. List the name of the article or animal entered, the department, the class and the lot number.
8. Only one entry is allowed per class / lot number except in open class Dairy and Jr. livestock (beef, sheep, swine and goat) where two entries per lot are accepted. Extra entries will be eliminated. No more than two premiums will be awarded any exhibitor in open class dairy under any one class / lot number. Exceptions may be made for the Junior Market class livestock (see departments for details).
9. If submitting a paper entry, list your articles as nearly as possible in order as they are listed in this year's premium book. Do not be concerned if you enter an article for exhibit and then are unable to display it by fair time. Only articles listed on your entry are eligible for premiums.
10. Make a duplicate copy of your entries for your records.
11. Printed tags for all non-animal as well as rabbit and poultry entries will be available for pick-up at the Fair Office one week prior to the fair.
12. Affix the printed tags on your entry retaining the claim check portion.
13. Premiums will not be awarded for articles which had not been listed on the entry sheet even if they have been tagged with an exhibitor tag and placed on display. Wrong classifications or omissions on the judge's sheet of a properly entered article on your entry sheet may be corrected by the judge and then will be marked.
14. Any exhibit incorrectly entered in a Junior Fair class by the exhibitor will be automatically lowered one placing. Exhibit incorrectly entered in Open Class will not be judged.
15. The decision of the judges will be final in all cases, except where fraud, misrepresentation, or collusion not discovered at the time of award is apparent. In such cases the secretary will make the decision.
16. No entries will be processed if the required fees for cage, pen, stall or processing fee have not been paid or accompanied the entry form. Also, the animal ID form must be completed with the WI Premise ID and registration number or ear tag number.
17. No animal or article will be assigned a place on the grounds until the entries are made as above, nor shall any animal be allowed in any of the stalls assigned to exhibitors unless it is entered for a premium.
18. NO article may be entered in any other name than that of its owner. Any person violating this rule will forfeit the premium, which might otherwise be awarded.
19. Exhibitors showing registered animals in any department will be required to show certificate of registry to the superintendent upon arrival at the fairgrounds.

20. Articles must be the work of the exhibitor and been completed in the year prior to the fair. No article entered and judged in previous years is eligible for competition.
21. No person except the Secretary or the Superintendent of entries will be allowed to examine the entry books until after the awards are made.
22. The Association reserves the right to refuse any exhibit, especially on requiring unreasonable space. Arrangements for such an entry must be made at least fifteen (15) days prior to the fair.
23. All persons entering exhibits bind themselves to abide by the rules and regulations adopted by the Association relative to entries, judging, premiums, and general conduct of the Fair. A copy of our code of conduct is located on our website @ shawanocountyfair.net. By entering in the fair, you agree to abide by this code.

Care of Exhibits

An efficient force of watchmen will be on the grounds day and night. The Agricultural Society will take every precaution for exhibit safekeeping, but will not be held responsible for any damage or accident which may occur.

1. The Association desires the exhibitor to give personal attention to his animal or article and attend promptly to their removal at the close of the fair. Should any article be left, the fair association will not be responsible for its loss or damage.
2. If any entry is not picked up within 24 hours after the official close of the Fair or if arrangements have not been made with the Secretary or the Superintendent of Grounds, the entry becomes the property of the Society and the premium will be forfeited.
3. For Sale cards will not be allowed anywhere on any exhibits.
4. All barn displays must be approved by building superintendent.
5. All living entries (cattle, poultry, swine, rabbits, waterfowl, sheep, goats, horses, ponies, etc.) must be fed and watered by exhibitor daily. Stalls, cages and pens must be kept clean. If the entry is neglected the superintendent will inform the Fair Secretary and no premium will be awarded.
6. Each exhibitor is responsible for feeding (must furnish their own feed), watering, fitting and grooming their animals, cleaning stall and pens daily.
7. Stall / pens and surrounding area should be clean and presentable to the public no later than 10:00 am each day of the fair.
8. Bedding pack in the barns is limited to one foot. Storage of hay and bedding in barn is limited to a one (1) day supply.
9. Each exhibitor must have adequate equipment for tying each animal (a halter and / or good rope).
10. Do not pile manure or other waste near barns. Areas are designated for manure and trash barrels.
11. Any animal that becomes sick and is excused by the Fair Secretary must be taken home immediately.
12. Any drug administered to animals must be reported to the superintendent and a record kept in the Fair Office.
13. Testing for drugs: Random drug testing may be conducted on any live animal. Ultrasound, tissue and / or blood or urine samples or any other technologies for testing may be taken at any time while animals are on the fairgrounds or at market. Animals will be checked for drug residues at the discretion of the judge, fair vet, or arbitration board. All animals must be subject to examination by the judge, fair vet or arbitration board in each class for any violations in the IAFE National Code of Show Ring Ethics. Please abide by drug label withdrawal times. Cost of tests that are positive, will be charged back to the exhibitor.
14. All barns will be locked at 10:00 pm.
15. Report all pen / stall "scratches" to department superintendent immediately.

Exhibit Release

1. All non-animal exhibits must remain in place until 5:00pm on Monday.
2. Dairy animals and horses may be released at 4:00 pm on Monday, livestock, rabbits & Poultry may be released at 4:30 pm on Monday. Market animals going to process will be released at 4:45 pm on Monday. Swine will be released early Tuesday morning.
3. Exhibitors are reminded that claim checks are to be presented when entries are withdrawn at the conclusion of the fair. To aid in pick-up have the description of item on the back of claim check.
4. Each exhibitor is responsible for removing their animals from the fairgrounds after the County Fair and any animal left at the fairgrounds longer than the day after the County Fair will forfeit their premiums.
5. If any exhibitor removes any other exhibitor's items, they will also forfeit their premiums.

6. The exhibitor's premiums will be forfeited if any exhibits are removed from the Fair before the approved time on Monday.

Exhibitor Safety Rules & Recommendations

1. All exhibitors should wear leather shoes with hard soles when showing in the following departments: dairy, beef, swine, sheep and goats.
2. All Horse exhibitors must wear a SEI approved safety helmet in all the riding and driving classes and wear boots with at least ½ in cut-out heel.
3. For safety, exhibitors under 13 years of age shall have adult supervision while showing in the ring.
4. No one under 10 years of age will be allowed to show a cow / market steer.
5. Any unruly animals or exhibitors will be evicted from the barns or show rings.
6. Any exhibitor or those in their company may lose privilege of showing or be evicted from barns, coliseum or the fairgrounds for reasons of misbehavior which include smoking, drinking, or swearing.
7. **NO** alcoholic beverages to be consumed in barns by exhibitors or families of exhibitors.
8. **NO** carry-ins of alcoholic beverages shall be allowed on the grounds, the dairy barns or the coliseum.
9. **Underage drinking, use of any illegal substance and any other illegal activity at events sponsored by 4-H, FFA, Shawano County or the Shawano Area Ag Society will be reported to law enforcement authorities and will result in loss of show and auction sales privileges.**
10. **NO** glass bottle containers shall be allowed on the grounds, the dairy barns or the coliseum.

Protests, Complaints, or Appeals

1. Protests, complaints or appeals must be in writing and must be given to the executive board of the Shawano County Fair Agricultural Society prior to the close of the Fair.
2. An Arbitration Board shall reserve the final and absolute right to interpret the Rules and Regulations and arbitrarily settle and determine all matters, questions and differences in regard thereto and otherwise arising out of, connected with or incident to Fair participation, The Board shall consist of the Department Superintendent, Fair Association President or designated representative, plus a group representative for issue under question. General supervision of the grounds and exhibition is vested in the Fair Association which shall have charge of the police and see that the order is maintained.
3. Protests, complaints or appeals specific to market animal show and sale must be in writing and must be given to the 4-H Livestock Committee Chairperson and / or the executive board of the Shawano County Fair immediately after the specie live show, prior to the market animal sale.
4. The Fair Association reserves the right to amend or add to these rules as they, in their judgement deem advisable.

Reserved Parking

Due to the limited parking space available on the fairgrounds, the Shawano Area Agricultural Society has designated the parking lot from the middle exit road to the beef barn as a Reserved Parking Lot. The area behind the West Dairy Barn, along East Green Bay Street is also considered reserved.

- The cost is \$40.00* to park in the Reserved Parking Lot. *Subject to change.
- Parties will be issued a sticker / display card that must be displayed at all times in the windshield by hanging **on the rearview mirror**.
- No one will be allowed in the Reserved Parking Lot without a sticker / display card.
- Duplication of parking permits will result in loss of premiums, parking and showing privileges.
- Parking passes area available at the Fair Office.
- Trailers may be brought to the fairgrounds on Monday and parked on the east side of the fairgrounds until animal release time. Specific area to be announced.

Junior Fair Division

Additional Rules & Regulations

These Rules are in addition to previously listed rules. Please read all rules.

1. Junior Fair Exhibitors must be between the Grades 5K – 2 for Cloverbuds and Grades 3 thru 1 year past high school (not to exceed the age of 20 as of January of current year) to eligible as Junior Fair Exhibitor and must have been enrolled in the organization they are representing by February 1 of the fair year.
2. Exhibitors must show through their membership of 4-H, FFA, Scouts, breed groups or recognized youth organizations approved by the local fair board.
3. Exhibitors are allowed one entry per lot, exceptions are made in the Market Class lots.
4. **Underage drinking, use of any illegal substance and any other illegal activity at events sponsored by 4-H, FFA, Shawano County or the Shawano Area Ag Society will be reported to law enforcement authorities and will result in loss of show and auction sale privileges.**
5. All Exhibits must be product of project carried by member during present club year.
6. When entering a class based on grade in school, all grades are as of January 1, current year.
7. All entries for Junior Fair must be completed online by August 1. A \$5.00 per exhibitor processing fee must accompany entry for the first 25 entries (excluding Cloverbuds, Grades 5K, 1 & 2). (\$10 for 26-50 entries and \$20 for 51 or more). Other youth organization members: if submitting paper entry forms, these need to be submitted to fair office, also by August 1.
8. **Danish Judging:** Multiple – 1,2,3,4 awards may be given based on the number of entries in lot as determined by the State. **Face to Face Judging:** Individual items are judged in front of exhibitor. Awards based on judges' opinion. No limit to the number of 1,2,3,4 awards. **Regular Judging:** One – 1,2,3,4 only will be awarded no matter the number of entries in the lot.
9. Face to Face judging is used in many departments. All members are urged to be present when their articles are judged to talk to the judge as the entry is evaluated. If members cannot be present for judging, a written explanation on a note card should be attached to entry explaining how it was completed, year in project and exhibitor's age.
10. If an entry is to be judged by viewing on computer (video, CD, etc.), you should bring your own
11. Junior Exhibitors must be wearing their wristband at all times when on the fairgrounds. Lack of wristband will result in disqualification from judging and loss of premiums.
12. All exhibitors in the Junior Fair division must be members in good standing of 4-H, FFA, Scouting programs, breed groups or any other recognized youth organization under adult leadership and with an education program approved by the local Fair.

Animal Projects

1. Junior Fair cattle as well as other livestock / animals cannot be shown in Open Class except as part of group classes (Ex. Dam and daughter). Animals exhibited in group classes may also be judged in individual lots.
2. All exhibitors must be present or provide approved youth substitute when judging takes place.
3. Only 1 person leads an animal in the show ring unless pairs, herds, flocks or groups.
4. If you sell an animal at a different county fair, you are not eligible to sell at the Shawano County Fair.
5. All animals must stay west of the Commercial Building and Wash Rack (see red line). No exceptions, no animals allowed on the Midway.
6. Exhibitors must show their own animal to be eligible to compete in the Showmanship contest.
7. At final beef weigh-in, the beef exhibitor must lead their steers by themselves, unaided, from the barn to the scale. An adult may accompany the exhibitor. If any exhibitor cannot lead their steers by themselves, unaided, the steers in question must be taken home by the exhibitor. Beef Superintendent will make the final decision.
8. The following criteria should be considered when clubs put up the decorations.
 - Preparation of exhibits: Clean, adequate bedding, neat & attractive decorations and individual animal identification.
 - Animals neatly arranged: Appearance and attitude of exhibitors, Educational Value
 - Care and cleanliness of exhibits: Animals clean, neat & attractive
 - Aisles & immediate area by animals clean: Bedding clean & dry, show evidence of frequent reworking
 - Feed and equipment neatly stored and clean (if allowed in specific barn)
 - All decorations must remain fully intact until the superintendents instruct exhibitors to take them down.

Posters ~ All project Areas

- All posters are to be 14" x 22" tag board unless otherwise specified.
- All entry tags should be fastened securely to exhibit in the lower right-hand corner.
- **All posters must be dated on the back with the current fair year.**

Scrapbooks

- All scrapbooks are to be 8 1/2" x 11" unless otherwise specified.
- **All scrapbooks must be 12 pages minimum, unless otherwise stated. This is 12 one-sided pages or 6 two-sided pages**

"Exhibit" Definition

- "Exhibit" may be a poster, PowerPoint, scrapbook, diary, collection, chart, display or any other idea that shows your work in the best possible way. If on a computer, you must have something on paper to be left as a display.

Shawano County Fair Judging Rules

Judges should be on the grounds ¼ hour prior to their judging scheduled time prepared to continue during the exhibition until their duties have been performed. On arrival, the judges shall report to the designated area. They are requested to give their attention to the general regulations and requirements of the premium list and especially to the following instructions:

Judges must use the judging type listed in the Department in the Premium Book.

Danish Judging: Multiple – 1,2,3,4 awards may be given based on the number of entries in lot as determined by the State.

Face to Face Judging: Individual items are judged in front of exhibitor. Awards based on judges' opinion no limit to number of 1,2,3,4 awards.

Regular Judging: One – 1,2,3,4 only will be awarded no matter the number of entries in the lot

1. Where there are more than two judges in any class a majority thereof shall constitute a quorum, and be authorized to award premiums and the first on the list shall be chairman.
2. Any information that may be needed as to the locality of articles or animals on exhibition will be furnished by the superintendent of the departments to which the classes belong.
3. Judges will report the animals and articles entitled to premiums offered in this premium book.
4. They are also instructed, that any exhibitors (or parents) attempting to interfere with deliberations or decisions should be removed from competition.
5. When respectively requested, the judges are expected to give reasons for their decisions, stating what constitutes special points of excellence in the class of animals or articles being considered and point out the superiority of one over another.
6. Premiums will not be awarded to unworthy animals or articles and prizes shall only be awarded according to State Regulations as printed herein.
7. No animal will be excluded because they have received a premium at a previous fair.
8. No premium awarded to barren females shown in the breeding class.
9. The department books must be returned every evening to the Fair Office for safekeeping and it is important that judges make their final reports of awards as early as possible after completion.
10. The superintendent must make sure that all judge's affidavits are signed and turned in to the Fair Office.
11. No person can be a judge in any class where he/she is an exhibitor nor can any two exhibitors be judges on each other's animal or exhibit.
12. The premium cards or ribbons shall be placed upon the successful articles and animals by the Superintendent as soon as the decision is reported.
13. Junior Exhibitors must be wearing their wristbands at all time when on the fairgrounds. Lack of wristband will result in disqualification from judging and loss of premiums.

Premiums

1. Premiums awarded & approved will be paid by the Secretary's order drawn on the Treasurer on or before October 30th of the Fair year. Error in settlement of premiums will not be corrected after December 1st of the same year.

2. Premiums awarded by the Society will be indicated as follows:
FIRST – Blue Ribbon, SECOND – Red Ribbon, THIRD – White Ribbon, FOURTH – Pink Ribbon
3. Premiums are paid from awards made by the judges as they appear on the signed judge's sheets and NOT from ribbons attached to the exhibit. This rule is strictly enforced because of the fact that the judge's sheets are the only official records of correct awards. Ribbons may be misplaced and tampered with. Where only one exhibitor is competing in any classification, the judge may recommend no premium whatever, or first, second, third or fourth as merit warrants.
4. Any person who shall tear off a premium ribbon or card or authorizes another person to do so, or falsifies entries, or who shall insult an awarding committee, shall forfeit all rights as a competitor.
5. Junior Exhibitors must be wearing their wristbands at all times when on the fairgrounds. Lack of wristband will result in disqualification from judging and loss of premiums.

Admission to Grounds

1. The Association will have the power to eject any person for attempting to gain admission through the gate without being supplied with a ticket or permit from the President of the Shawano County Ag Society.
2. The officers of the Society are directed to enforce the laws of the State of Wisconsin (see Sec.93.23(4) Laws of Wisconsin).
3. All persons are notified that the fairgrounds are private property, and any individual detected or known to have damaged locks or broken open buildings, removed boards from the enclosure, or in any way trespassed upon or injured the property of this Association, will be prosecuted to the full extent of the law.
4. Any person who shall willfully and without right enter any agricultural or industrial fairgrounds which are duly enclosed by a fence during the fair or exhibition, by climbing over or passing through or under such fence, or by using the ticket or badge of some other person, or in anyway, shall be prosecuted to the full extent of the law.
5. Junior Fair Exhibitors will receive free admission wristbands. **NO ADMISSION ALLOWED WITHOUT WRISTBANDS.** Junior Exhibitors must be wearing their wristband at all times when on the fairgrounds. Lack of wristband will result in disqualification from judging and loss of premiums.
6. A transfer or loan of the life membership ticket will be considered a fraud upon the Society and will subject the owners to the loss of the ticket and the owner or possessor to the strict enforcement of the legal penalties thereof.

Advertising

Under no circumstances will any person, firm, club or association be allowed to place any advertising material upon buildings, trees, or any place in the grounds nor will they be able to distribute advertising outside the place assigned them. This includes political campaign literature. Farm / Stable exhibitor signs may contain name of farm / stable, address, and phone number only.

For Sponsorship opportunities, please contact the Shawano County Fair Office at P.O. Box 454, Shawano, WI 54166 or call (715) 526-7065 or email shawanofair@gmail.com.

Commercial Displays

Space for commercial displays is rented at nominal rates for the duration of the fair. The management, however, assumes no liability in connection with these displays for any loss or damage resulting from fire, theft, or other, beyond that of reasonable and ordinary precaution so far as buildings or grounds are concerned. Occupants for such space must at all times keep attendants in charge while buildings and grounds are open to the public.

Space for commercial displays may be reserved by contacting the Shawano County Fair Office at P.O. Box 454, Shawano, WI 54166 or call (715) 526-7065 or email shawanofair@gmail.com.

Concessions

1. Address all communications regarding concession to the Shawano County Fair Office at P.O. Box 454, Shawano, WI 54166 or call (715) 526-7065 or email shawanofair@gmail.com.
2. All Concessionaires must supply the Shawano County Fair with a certificate of proof of liability insurance or may purchase insurance from the Shawano Fair.
3. Lots sufficiently large for concession tents, booths, or stands will be sold by the Shawano County Fair previous to entry day and all parties filing applications for space or privilege must pay for same upon application. This rule is strictly enforced.

4. The Shawano County Fair will maintain record of person renting booths or acquiring any privileges on the grounds for which compensation is required, giving the name of person, the name of the privilege and the amount paid.
5. Each Concessionaire must confine himself to the space assigned to him. Failing to do so will forfeit the privilege without reimbursement.
6. The sale of alcoholic liquor, games of chance and fakes of all kinds are strictly forbidden.
7. Automobiles, delivery trucks for hauling merchandise and supplies, carrying on business with exhibitors and concessionaires must purchase and display a delivery permit.
8. All persons leasing space and privileges on the midway and elsewhere on the grounds will have the opportunity to purchase season passes for \$30.00 each.
9. A nominal charge will be made for the privilege of parking a trailer or mobile home during the period of the Fair, and such trailer or home must be parked in the designated area set aside for the purpose.
10. Concessionaires must keep their space in sanitary condition by removing any filth and refuse, and by placing same in garbage can provided by management where the sanitation department and employees may get to it. All cleaning must be completed before 5:00 am. Any party guilty of disposing his refuse on other premises will be subject to expulsion and forfeiture of rental fees.
11. Privilege for the sale of beer is purchased by the management, but each concessionaire is responsible for any other licenses and insurance.
12. All delivery trucks must be off the midway by 12:00 noon.
13. The management reserves the right to exclude from the grounds any person or persons who shall violate any part of the above rules laid down by the fair officials.
14. All concession stands must close at 12:00 midnight.
15. Management reserves the right to close any concession stands for the duration of the fair for any violation of rules or State laws.
16. No carry-ins of alcoholic beverages shall be allowed anywhere on the grounds.
17. No glass bottle containers shall be allowed on the grounds or in any of the barns or in the coliseum.
18. Any questions regarding fair policy, (proof of liability insurance or willing to purchase insurance from the Shawano Fair.) Contact the Shawano County Fair Office @ P.O. Box 454, Shawano, WI 54166 or call (715) 526-7065 or email shawanofair@gmail.com.

Police and Protection

The management will take all precautions for the safe keeping of all stock or articles on exhibition after its arrival and arrangement but the Association will not be responsible for the loss or damage that may occur. They desire that exhibitors will give personal attention to their animals or articles, and at the close of the fair, attend to their removal. The President shall be chief marshal on the grounds. He shall have charge of the grounds with power to arrest or cause to be arrested any parties trespassing on any alleys, or any adjacent lands, or climb from any tree top for the purpose of gaining admission to the grounds or for any purpose, and the police shall see that order is maintained on the grounds. No gambling or games of chance will be allowed in the fairgrounds. Any person who is detected gambling, found intoxicated, or acting in a disorderly manner will be excluded from the grounds. No intoxication liquor will be permitted on the grounds.

Police will be on the grounds day and night to preserve order and property. Fair security people will carry a badge and be delegated with authority.

Any affray or riotous proceedings or resistance to the regulations of the Fairgrounds will be visited with the severity of the law. The public is notified that the law gives the Society full jurisdiction and control of the Fairgrounds.

No person except those who have stock on exhibition or those in the employ of the Society will be allowed to remain on the grounds overnight without special permit from the secretary or the Superintendent of Grounds.

Public Services

The Management has put forth every effort to provide conveniences for the patrons and exhibitors. Kindly report any incident of fraud, gambling for money, etc., to the Shawano Fair Office.

First Aid

A First Aid Station is located in the First Aid Building. This station is manned by competent first aid personnel from noon to 9 pm each day.

Paging Service

A public-address system is located in the Shawano Fair Office. Messages can be relayed of the P.A. for a nominal fee.

ATM

ATM Service are available at the Shawano County Fair Office.

Lost & Found

Lost & found articles should be reported to the Shawano Fair Office. Articles found will be kept either in the Shawano Fair Office or retained by the Shawano Sherriff's Department and the owner may reclaim the article after proper identification.

Superintendents

Superintendents are vested with full responsibility for all matters in their respective departments. They are to receive and attend to the proper arrangement of displays for exhibition, to attend the judges in the examination, furnish them with ribbons and badges, and shall see that all rules and regulations pertaining to entries and exhibitors are complied with. Superintendents shall immediately report to the Secretary any irregularities coming to their attention, or any matter that may require immediate consideration.

Insurance

The Shawano County Fair is not insured to cover animal injury or loss.

Public Forum

“Public Forum” is an area where groups can set up tables to dispense information such as folders and brochures. The groups must be non-profit and dedicated to the idea of helping the public. The area will be designated based on space available. It will be fenced in and groups displaying will be asked to remain within the confines. The schedule a 4 (four) consecutive hour space in this area, form may be obtained from the Fair Office, at least 5 days prior to the opening day of the Fair, the request are to be returned immediately, so schedules can be made.

State of Wisconsin

Department of Agricultural Open & Junior Class

ATCP 160.01 Definitions. As used in this chapter:

- (1) "Breed class" and "breeding class" mean a specific breed within a class such as holstein in the dairy class.
- (2) "Class" means a grouping in which exhibits may be entered, including an animal breed or age group for animal exhibits; a type of produce, crop or food; or a specific age, age group or educational grade level of exhibitor.
- (2m) "Conference judging" means a judging system using a discussion about each exhibit with the entire group.
- (3) "Danish judging system" means a judging system that allows for multiple first, second, third and fourth class selections as provided in s. [ATCP 160.91 \(4\) \(b\)](#).
- (4) "Department" as it relates to the organizational structure of a fair, means an animal species, production group, or other principal classification of exhibits. As used in any other context, "department" means the state of Wisconsin department of agriculture, trade and consumer protection.
- (5) "Division" means one of 3 exhibitor group classifications for a fair and is limited to junior division, open division and senior citizens division.
- (6) "Entry class" means a class in which the fair allows exhibitors to submit entries.
- (7) "Exotic domestic animal" means an animal that is not a common farm animal.
- (7e) "Face-to-face judging" means a judging system using a semiprivate discussion between the judge and the exhibitor with the following phases:
 - (a) Get acquainted.
 - (b) Learn the background of the exhibit.
 - (c) Self-evaluation.
 - (d) Evaluator comment.
 - (e) Parting.
- (7m) "Fair" means a county or district fair eligible to receive state aid under s. [93.23 \(1\) \(b\)](#) or [\(c\)](#), Stats.
- (7s) "Fair board" means the governing entity of a fair.
- (8) "Lot" or "lot number" means the numerical designation assigned by a fair for a specific category of exhibits within a class.
- (9) "Market class" means a class that includes animals of a certain weight for the species that can be sold for slaughter.
- (10) "Premium" means a monetary prize that a fair awards to an exhibitor after judging all competing exhibits in the class to which the premium pertains.
- (11) "Regular judging system" means a judging system that allows for one first, second, third and fourth class selection as provided in s. [ATCP 160.91 \(4\) \(c\)](#).
- (12) "Self determined project" means a project that meets all of the following criteria:
 - (a) It is approved by the fair board.
 - (b) Its subject matter is related to any of the junior fair departments 9, 10, 13 to 16, 18, or 20 to 29.
 - (c) It does not fall into a defined entry class within any department.
 - (d) It is carried out by a member of a youth organization.
- (13) "Youth organization" means an organization under adult leadership that has educational programming.

History: Cr. [Register, November, 1990, No. 419](#), eff. 12-1-90; cr. (5), [Register, July, 1995, No. 475](#), eff. 8-1-95; [CR 11-037](#): renun. (1) to (5) to be (2), (4), (5), (8), (10), cr. (1), (3), (6), (7), (9), (11), (12) [Register April 2012 No. 676](#), eff. 5-1-12; [CR 21-093](#): cr. (2m), (7e), (7m), (7s), am. (8) to (10), (12) (d), cr. (13) [Register September 2022 No. 801](#), eff. 10-1-22.

ATCP 160.02 Premium requirements.

(1) GENERAL.

- (a) The state aid authorized by s. [93.23 \(1\)](#), Stats., may be paid on net premiums paid by a fair. The department may withhold state premium aid from any fair that does not enforce animal health provisions under ch. [ATCP 10](#) that are applicable to animals exhibited at the fair. State aid will be paid only on premiums actually paid by bank check or draft.
- (b) No deductions may be made from premium money won by an exhibitor. Premiums may, however, be withheld where exhibition rules established by the fair association are violated. A written statement of violation shall be submitted to the department to justify actions taken by a fair.
- (c) Premiums offered shall be definite in amount. No decrease or increase in published premiums may be made because of the financial condition or the organization or for any other reason.
- (e) No fair may receive state aid for a premium awarded to any exhibitor in the open division if that exhibitor entered the same exhibit in the junior division at the same fair. This paragraph does not apply if the exhibit was entered in the junior division only as part of a herd group, carcass class or performance class.
- (f) No state aid will be paid on the cost of ribbons, cups, trophy prizes or entertainment contests.

(2) PREMIUM LISTS.

- (a) Premiums for which state aid is requested by county and district fairs shall conform with the uniform premium list and other requirements set forth in these rules. Fairs requesting state aid for net premiums shall submit to the department a printed copy of the premium list used at the fair, as required under s. [ATCP 160.92 \(3\) \(c\)](#).

(b) The officers of each fair shall mail a copy of the premium list to other associations, societies, or boards conducting a fair in Wisconsin upon request.

(c) Sections [ATCP 160.01](#) through [160.07](#) and [160.91](#) shall be published in premium books used by a fair for which state aid is requested.

(3) ENTRY FEES.

(a) A fair may charge an exhibitor an entry fee or charge stall rents for animals, or both.

(b) Exhibitors in department 35 shall not be required to purchase an exhibitor's ticket. Any other exhibitor may be required, if no entry fee is charged, to purchase an exhibitor's season ticket at a price not to exceed that charged for a non-exhibitor's season ticket.

(4) SPLIT FAIR DATES.

(a) For purposes of this subsection, "split fair dates" occur when a fair organization judges exhibits or contests and pays premiums at more than one time or at more than one location during the calendar year.

(b) Except as provided under par. (c), the department may not pay state aid for a fair having split dates unless the department gives advance written approval for a split fair. The department may approve split dates based on hardship.

(c) The department may pay state aid for the following exhibits or contests in a fair having split dates with advance notification to the department:

1. Clothing revue.
2. Demonstrations.
3. Favorite foods revue.
4. Dogs.
- 4m. Cats.
5. Small animals.
6. Rocketry.
7. Shooting sports.
- 7m. Mechanical projects.
8. Other exhibits and contests that are similar to those identified in subs. [1](#) to [7](#).

(d) If there are split dates under par. (b) or (c), all blue ribbon winners shall repeat their demonstrations or exhibits at the regular fair dates unless the department grants a hardship exemption. An exhibitor may use audio-visual media, still photography or an educational display to repeat a demonstration or exhibit.

History: Cr. [Register, November, 1990, No. 419](#), eff. 12-1-90; r. and recr. (1) (e) and am. (3) (a), [Register, July, 1995, No. 475](#), eff. 8-1-95; r. and recr. (4), [Register, November, 2000, No. 539](#), eff. 12-1-00; correction in (2) (a) made under s. 13.93 (2m) (b) 7., Stats., [Register, November, 2000, No. 539](#); [CR 08-075](#): am. (1) (a) [Register April 2009 No. 640](#), eff. 5-1-09; [CR 11-037](#): am. (1) (a), (3) (a), (b), cr. (4) (c) 8. [Register April 2012 No. 676](#), eff. 5-1-12; [CR 21-093](#): am. (1) (a), (b), renum. (1) (d) to ATCP 160.05 (3), am. (1) (e), (3) (a), (4) (b), (c) (intro.), cr. (4) (c) 4m., 7m., (4) (d) [Register September 2022 No. 801](#), eff. 10-1-22.

ATCP 160.03 Exhibition requirements. A fair shall meet all of the exhibition requirements of this section to be eligible for state premium aid.

- (1) No fair society or other organization sponsoring a fair may require an exhibitor to become a member of the organization in order to enter an exhibit at the fair, nor may the sponsoring organization make any deduction from an exhibitor's premium as a donation to the fair society, or require an exhibitor in any other way to make a donation to the society.
- (2) State aid may not be approved for out-of-state exhibits or for separate classes of local and non-local exhibitors. Aid may not be approved for payment of premiums to an exhibitor having an out-of-state address but claiming Wisconsin residency unless the fair secretary provides the department with an affidavit that the exhibitor's residence is geographically located within the state.
- (3) State aid may be paid only on articles or animals actually on display in an exhibit building or actually shown in the show ring on regular fair dates unless approval for split fair dates is obtained under s. [ATCP 160.02 \(4\)](#). State aid may not be paid on Dairy Herd Improvement Association records, transportation aid, production contests or other special educational exhibits unless prior approval is obtained under s. [ATCP 160.49 \(7\)](#).
- (4) State aid may not be paid on exhibits removed from the fairgrounds before 4 p.m. on the last day of the fair, or such other later time as may be specified by the fair, without prior approval of the department. Authority for earlier removal may be granted by the department in case of meat animal sales or other special classes, if requested before the beginning of the fair. In other hardship cases, approval may be granted by the fair. Exhibits in dog obedience and small animal pet classes may be judged during the regular fair but are not required to remain present during the entire fair. The fair may prescribe the length of time junior fair exhibitors of horses shall keep their animal on the ground.

History: Cr. [Register, November, 1990, No. 419](#), eff. 12-1-90; [CR 21-093](#): am. (intro.), (1), (4) [Register September 2022 No. 801](#), eff. 10-1-22; correction in (3) made under s. [13.92 \(4\) \(b\) 7.](#), Stats., [Register September 2022 No. 801](#).

ATCP 160.05 Open division; general requirements.

- (1) The total maximum premiums set forth for all places in any open division livestock class, excluding poultry and rabbits, may be divided into multiple premiums for a greater number of places, but the maximum premium offered for any additional place shall not be higher than the maximum for the last place in the class.
- (2) All animals in any open division class shall be owned by the exhibitor, except as provided in s. [ATCP 160.09](#).
- (3) State aid may be paid on no more than 2 premiums awarded an exhibitor under one premium or lot number in open division individual livestock classes, except poultry and rabbits, and no more than one premium in all other classes, including poultry and rabbits.

- (4) State aid may not be used to award a premium to an exhibitor who exhibits an item or animal that has been exhibited in open class division previously in a state aid funded fair in that calendar year and resulted in a premium being awarded for that item or animal.
- (5) The fair board may establish specific classes by professional and amateur level groupings within classes for open class departments 14 to 28.
History: Cr. [Register, November, 1990, No. 419](#), eff. 12-1-90; [CR 11-037](#): r. (2), renum. (3) to be (2) [Register April 2012 No. 676](#), eff. 5-1-12; [CR 21-093](#): am. (1), renum. (3) from ATCP 160.02 (1) (d), cr. (4), (5) [Register September 2022 No. 801](#), eff. 10-1-22.

ATCP 160.07 Classes; general requirements.

- (1) Classes may be combined if the number of entries in several single classes is insufficient. If any classes are combined, state aid shall be limited to the maximum total premiums listed for a single class of animals, items or articles in that department.
- (2)
 - (a) Except as provided under par. (b), no fair may receive state aid for premiums awarded for sexually intact male dairy cattle, beef cattle, sheep, goats, swine or horses unless those animals are registered. Registered status shall be documented by a certificate of registry from the appropriate breed association or society, or by a copy of the application for registration.
 - (b) Paragraph (a) does not apply to dairy cattle exhibited at a fair if a national breed association certifies that those dairy cattle are recorded in that breed association's qualified herd book which records the genealogy of that breed.
- (3) Any animal entered as part of a group class may also be exhibited in a class for individual animals.
- (4) Boars may not be entered as an exhibit in the swine department unless their tusks have been removed.
- (5) The age of an animal, for purposes of determining its entry class under this chapter, shall be determined as of the opening day of the fair.
History: Cr. [Register, November, 1990, No. 419](#), eff. 12-1-90; renum. and am. (2) to be (2) (a) and cr. (2) (b), [Register, July, 1995, No. 475](#), eff. 8-1-95; [CR 11-037](#): cr. (5) [Register April 2012 No. 676](#), eff. 5-1-12; [CR 21-093](#): am. (2) [Register September 2022 No. 801](#), eff. 10-1-22.

ATCP 160.08 Class definitions, individual class.

- (1) DAIRY CATTLE.
 - (a) A spring calf is one born on or after March 1 of the exhibit year.
 - (b) A winter calf is one whose date of birth is between December 1 of the year preceding the exhibit year and February 28 or 29 of the exhibit year.
 - (c) A fall calf is one whose date of birth is between September 1 and November 30 of the year preceding the exhibit year.
 - (d) A summer yearling is one whose date of birth is between June 1 and August 31 of the year preceding the exhibit year.
 - (e) A spring yearling is one whose date of birth is between March 1 and May 31 of the year preceding the exhibit year.
 - (f) A winter yearling is one whose date of birth is between December 1 of the second year preceding the exhibit year and February 28 or 29 of the year preceding the exhibit year.
 - (g) A fall yearling is one whose date of birth is between September 1 and November 30 of the second year preceding the exhibit year.
 - (h) A 2 year-old is one born between September 1 of the third year preceding the exhibit year and August 31 of the second year preceding the exhibit year. A 2-year-old includes a yearling that has freshened.
 - (i) A 3 year-old is one whose date of birth is between September 1 of the fourth year preceding the exhibit year and August 31 of the third year preceding the exhibit year.
 - (j) A 4 year-old is one whose date of birth is between September 1 of the fifth year preceding the exhibit year and August 31 of the fourth year preceding the exhibit year.
- (2) BEEF CATTLE.
 - (a) A junior calf is one born on or after January 1 of the exhibit year. The calf shall be at least 4 months old at the time of exhibit.
 - (b) A senior calf is one whose date of birth is between September 1 and December 31 of the year preceding the exhibit year.
 - (c) A summer yearling is one whose date of birth is between May 1 and August 31 of the year preceding the exhibit year.
 - (d) A junior yearling is one whose date of birth is between January 1 and April 30 of the year preceding the exhibit year.
 - (e) A senior yearling is one whose date of birth is between September 1 and December 31 of the second year preceding the exhibit year.
 - (f) A 2 year-old or older cow is one born before September 1 of the second year preceding the exhibit year and which has calved during the past year.
- (4) SWINE.
 - (a) A junior yearling boar or sow is one born between January 1 and June 30 of the year preceding the exhibit year.
 - (b) A senior boar or sow is one whose date of birth is between July 1 and December 31 of the year preceding the exhibit year.
 - (c) A senior spring boar or sow pig is one whose date of birth is between January 1 and February 28 or 29 of the exhibit year. A fair board may subdivide this entry class into January-born and February-born sows or boars.
 - (d) A junior spring boar or sow pig is one born during the month of March of the exhibit year.
- (5) SHEEP.
 - (a) A spring lamb is one born on or after February 16 of the exhibit year.
 - (b) A fall lamb is one born between September 1 and December 31 of the year preceding the exhibit year.
 - (c) A winter lamb is one born between January 1 and February 15 of the exhibit year.
 - (d) A yearling ram or ewe is one born outside the date of birth limitations in pars. (a) through (c). The age of yearlings may be subject to verification by a veterinarian's examination whose findings shall be final.
History: Cr. [Register, November, 1990, No. 419](#), eff. 12-1-90; am. (1) (h), (4) (a) and (5) (a), (b) and (c), [Register, July, 1995, No. 475](#), eff. 8-1-95; correction in (6) (intro.) made under s. 13.93 (2m) (b) 7., Stats., [Register, November, 1999, No. 527](#); [CR 11-037](#): r. (3), (5) (e), (6) [Register April 2012 No. 676](#), eff. 5-1-12; [CR 21-093](#): am. (4) (c) [Register September 2022 No. 801](#), eff. 10-1-22.

ATCP 160.09 Class definitions; group classes.

- (1) DAIRY AND BEEF CATTLE.

- (a) A dairy junior get of sire shall consist of 3 animals which are the offspring of the same bull. All of these animals shall be under 2 years of age, and not more than one may be a bull. A beef junior get of sire shall consist of 3 animals which are the offspring of the same bull and are animals in the junior calf, senior calf, or the summer yearling, bull and heifer classes, with both sexes to be represented.
- (b) A dairy and beef senior get of sire shall consist of 3 animals which are the offspring of one sire. All of these animals shall be 2 years of age or over. In either a dairy or beef breed get of sire, the name of the sire shall be designated by the exhibitor. The animals need not be owned by a single exhibitor.
- (c) A produce of dam shall consist of 2 animals of any age or sex which are the produce of one cow.
- (d) A group of 3 best female cattle shall consist of 3 animals of any age which were bred and are owned by the exhibitor.
- (2) SWINE. A pen of 3 feeder pigs shall consist of swine of either sex each weighing between 40 and 60 pounds. Any male pigs included in the pen shall be castrated and healed.
- (3) SHEEP.
 - (a) A get of sire shall consist of 4 lambs or yearlings, or both, of either sex, from one sire, which were bred and are owned by the exhibitor.
 - (b) An exhibitor's flock shall consist of one yearling or ram lamb, 2 yearling ewes and 2 ewe lambs which are owned by the exhibitor.
 - (c) A junior division pair of lambs may include a spring or fall ram and spring or fall ewe lamb owned by the exhibitor.
 - (d) A junior division flock shall be comprised of 3 sheep consisting of a yearling or lamb ram, a ewe lamb, and a yearling ewe, all of which are owned by the exhibitor.

ATCP 160.39 Senior citizens division; general requirements.

- (1) The age of exhibitors in the senior citizens division is limited to persons 62 years of age or over.
 - (2) Exhibitors in the senior citizens division may not enter identical items or articles in both the senior citizens division and the corresponding classes of the regular open division.
 - (3) State aid may not be used to award more than one premium to an exhibitor in a premium or lot number in the senior citizens division.
 - (4) State aid may not be used to award a premium to an exhibitor who exhibits an item that has been exhibited in the senior citizens division previously in a state aid funded fair in that calendar year and resulted in a premium being awarded for that item.
- History:** [CR 21-093](#): (title), (1), (2) renum. from ATCP 160.06 (title), (1), (2), cr. (3), (4) [Register September 2022 No. 801](#), eff. 10-1-22.

ATCP 160.49 Junior fair division; general.

- (1) In the junior fair division, the department may pay state aid on prizes offered to exhibitors who are ages 8 to 20 years of age on January 1 of the current fair year and exhibitors who are 5 to 9 years of age on January 1 of the current fair year who are exhibiting under s. [ATCP 160.65](#). A fair board may establish specific entry classes within each department. A fair board may establish subgroups within a junior fair entry class based on the exhibitor's age or grade in school. The department may not pay state aid on prizes for club parades, club floats, song contests, or a project which is not an exhibit or demonstration at the fair.
- (2) All exhibitors in the junior fair division shall be members of a youth organization approved by the fair board.
- (3) Exhibits in the junior fair shall be the product of the exhibitor's own labor. An exhibit may include a study project, merit project or other special project, a skill area, or a supervised occupational experience in which the exhibitor is regularly enrolled, provided that the fair board approves the project, skill area, or supervised occupational experience as an exhibit.
- (4) State aid may not be used to award more than one premium to an exhibitor in a premium or lot number in the junior fair division, except for any of the following:
 - (a) A premium may be awarded to each member of a group that collectively owns and enters a livestock exhibit in departments one to 5 of subch. [IV](#).
 - (b) An exhibitor may receive a separate premium for showmanship where authorized under subch. [IV](#).
 - (c) An exhibitor may receive more than one premium in a department for which additional premiums are specifically authorized under subch. [IV](#).
- (5) State aid may not be used to award a premium to an exhibitor who exhibits an item or animal that has been exhibited in the junior division previously in a state aid funded fair in that calendar year and resulted in a premium being awarded for that item or animal.

ATCP 160.91 Judging regulations.

- (1) Judging shall be done at fairs by individuals who are registered with the department. In no case shall any person who is an officer or director of a fair be eligible to judge exhibits at such fair; nor shall any person interested directly or indirectly in exhibits shown in any department of a fair be eligible to judge articles or animals in that department.
- (1m)
 - (a) An individual shall register by submitting to the department an application. The department shall register all individuals who qualify to be judges, including having the knowledge, training, or experience in the specific classes to be judged and adhering to ethical judging practices. The registration is valid for five years.
 - (b) An individual submitting an application after July 1 may not judge for the current fair year.
 - (c) A fair representative may request the department waive par. [\(b\)](#) in cases of unanticipated emergency situations.
- (2) Each judge at a fair shall be provided with a copy of the fair's premium book or list of entry classes at least 7 days prior to the opening date of the fair.
- (3) No animal or article, irrespective of the number of entries in the class in which it is entered, shall be awarded a higher rating than its merit would entitle it to in comparison to the standard of perfection in the class.
- (4)

(a) Danish system judging may be used in the junior fair division. State aid may not be paid on premiums awarded under the Danish system in any other division.

(b) When classes in the junior fair division are judged according to the Danish system, 4 group placings shall be awarded in any class. When there are less than 8 exhibitors in the class, there shall not be more than 2 in the first group, not more than 4 in the first 2 groups and not more than 6 in the first 3 groups. If there are 8 or more entries in the class, there shall not be more than 25% in the first group, not more than 50% in the first 2 groups, and not more than 75% in the first 3 groups.

(c) The number of awards in the last group placing may be increased to the extent necessary to give awards to all exhibitors.

(4g) When classes in the junior fair division are judged using the conference judging system, the judge shall use sub. (4) (b) and (c) to award placements in a class.

(5) If any class of exhibits at a fair is judged according to the regular system, the judges for that class may give only one first-place, one second-place, one third-place and one fourth-place award in that class.

History: Cr. [Register, April, 1976, No. 244](#), eff. 5-1-76; am. (1), [Register, March, 1980, No. 291](#), eff. 4-1-80; renum. from Ag 5.07, [Register, November, 1990, No. 419](#), eff. 12-1-90; am. (2), and cr. (5), [Register, July, 1995, No. 475](#), eff. 8-1-95; [CR 21-093](#): am. (1), cr. (1m), am. (2), (4) (a), (b), cr. (4g), (am) (5) [Register September 2022 No. 801](#), eff. 10-1-22.

(6) Special educational exhibits may be established if the proposal is presented to the department before October 1 of the year preceding its proposed establishment and the exhibit is approved by the department.

(7) Within any junior fair department, a fair may establish special classes where none are specified under this subchapter. Special classes may include classes for grade and crossbred females in the beef, swine, sheep and horse departments. Premiums for special classes created under this subsection shall be equal to premiums for comparable classes established in the same department under this subchapter.

(8) The fair board may establish specific classes are age or grade level groupings within classes for each of the junior fair departments 14 to 16, 18, 20 to 29, 31, 33, and 34.

(9) Judging in the junior fair division may be done using the regular, face-to-face, conference or Danish judging system.



Animal Health Regulations Fairs and Shows in Wisconsin

This is a summary of animal health requirements for fairs, shows, and exhibitions. They are not necessarily the same as requirements for importing animals into Wisconsin or moving them within the state for other purposes. They may change if animal diseases occur in Wisconsin or elsewhere, so always check datcp.wi.gov or contact us for current information.

Fairs or exhibitions may have their own additional requirements. Exhibitors should contact the event organizers for more information. Ref. s. ATCP 10.87, Wis. Admin. Code.

| | |
|-------------------------------------------------------------------------------------|--------------------------------------------------------------------------------------------------------------------------------------------------------------------------------------------------------------------------------------------------------------------------------------------------------------------------------------------------------------------------------------------------------------------------------------------------------------------------------------------------------------------------------------------------------------------------------------------------------------------------------------------------------------------------------------------------------------------------------------------------------------------------------------------------------------------------------------------------------------------------------------------------------------------------------------------------------------------------------------------------------------------------------------------------------------------------------------------------------------------------------------------------------------------------------------------------------------------------------------------------------------------------------------------------------------------------------------------------------------------------------------------------------------------------------------------------------------------------------------------------------------------------------------------------------------------------------------------------------------------------------------------------------------------------------------------------------|
| <p style="text-align: center;">General requirements for event organizers</p> | <p>All fairs or exhibitions of any length must obtain, review, and keep for five years all required records and test results:</p> <ul style="list-style-type: none"> • Exhibitor’s name and address • Animal identification (number, type, description, and, when required, official identification (see <i>requirements for different animals below</i>)) • Documents showing compliance with disease testing and other health requirements • Livestock premises number, if any, where animals originated • Documentation showing legal importation to the event (if applicable) and, when required, movement to the event (see <i>requirements for different animals below</i>) • For swine, a record of any swine transported directly to a slaughtering establishment • For swine, a record of any swine transported to an animal market where all animals sold at the market sale for that day were shipped directly to a slaughtering establishment <p>Fairs or exhibitions lasting more than 24 hours must appoint a licensed veterinarian to inspect all animals daily.</p> <p>Note: Except in specific circumstances, if an animal already bears an official 840 eartag, that eartag must not be removed and additional official eartags must not be applied. Instead, the existing eartag must be read and recorded when a record of that animal is required. (Ref. s. ATCP 10.045, Wis. Admin. Code)</p> <p>These regulations apply to all fairs and exhibitions, including additional events (like rodeos, shows, or other organized events) that occur in conjunction with the fair.</p> |
| <p style="text-align: center;">Diseases</p> | <p>Lactating Dairy Cattle:</p> <p>Effective April 29, 2024 and June 19, 2024 respectively, all lactating dairy cattle moved interstate and lactating dairy cattle moved to fairs, shows, and exhibitions in Wisconsin are required to have a negative influenza A test from a milk sample collected within seven (7) days of movement. For more information see: DATCP Home Highly Pathogenic Avian Influenza (H5N1) in Dairy Cattle (wi.gov)</p> <p>Animals that show evidence of having contagious or infectious diseases may not be commingled (or housed/kept) with other animals at a fair, show, or other exhibition in such a way as to allow disease to spread. Such animals should not attend the fair, show, or exhibition.</p> <p>Animals may be denied entry if they arrive at these events with contagious or infectious diseases, isolated and/or removed if they develop disease after arriving or be subject to other action as would be necessary to control disease. (Ref. s. ATCP 10.08(1), Wis. Admin. Code)</p> <p>Bovine animals with ringworm, mange, warts or scab will be removed from the fair or exhibition premises, unless the veterinarian in charge finds warts or ringworm lesions are incapable of transmitting disease.</p> |

Cattle and bison

Cattle and bison FROM WITHIN WISCONSIN: Effective June 19, 2024, all lactating dairy cattle are required to have a negative Influenza A test^c on milk samples collected within 7 days prior to movement to a fair or exhibition. Official ID is required for influenza testing.

Cattle and bison FROM OUTSIDE WISCONSIN (Ref. s. ATCP 10.22, Wis. Admin. Code) must:

- Be accompanied by certificate of veterinary inspection (CVI or health certificate)^a documenting official animal identification (ID) and all required tests and certifications
- Have official individual ID (including steers)^b
- Meet all of Wisconsin's normal requirements for import (see below and https://datcp.wi.gov/Pages/Programs_Services/CattleBison.aspx)

Acceptable official IDs^b for cattle and bison

- 15-digit "840" RFID tags
- Valid only if applied before November 5, 2024:
 - Visual only 15 digit "840" tags
 - USDA metal ear tag number that starts with the state 2-digit code and is followed by 3 letters and 4 numbers (e.g. 35ABC1234). This includes the orange brucellosis vaccination tag.
- Valid only if applied before March 11, 2015:
 - Manufacturer-coded RFID tag - 15-digit number with the first three digits in 900s
 - American ID tag – 8 to 12-digit number prefaced with "USA"

Influenza A requirements^c for lactating dairy cattle from outside Wisconsin

Effective April 29, 2024, all lactating dairy cattle are required to have a negative Influenza A test on milk samples collected within 7 days prior to interstate movement.

Brucellosis requirements for cattle and bison from outside Wisconsin

No cattle are currently required to be brucellosis tested or vaccinated for fairs/shows in Wisconsin.

Tuberculosis (TB) requirements^c for cattle and bison from outside Wisconsin

All cattle from **Texas** and **Michigan's TB Free Zone** (for cattle from Michigan's Modified Accredited Zone see below), regardless of sex or age are required to have a negative TB test within 60 days prior to import. For details and requirements by state, see: https://datcp.wi.gov/Pages/Programs_Services/CattleBison.aspx

Cattle and bison from Michigan's Modified Accredited Zone – Alcona, Alpena, Montmorency, and Oscoda counties - (for cattle and bison from Michigan's TB Free Zone, see requirements by state above) also need:

- Import permit^e
- To originate from a herd that has a negative whole-herd TB test within 12 months before arrival in Wisconsin that includes all animals 1 year and older^c
- Negative individual TB tests within 60 days before entering Wisconsin^c
- A statement indicating the animals will return directly to the state of origin after the show^d.

For information on obtaining an import permit:

- Online https://datcp.wi.gov/Pages/Programs_Services/AnimalMovementPermits.aspx
- Email DATCPanimalimports@wi.gov
- Call (608) 224-4874

Cattle and bison from Canada must meet current federal requirements to enter the United States and may have additional requirements to return to Canada. See aphis.usda.gov, choose "Trade", Live Animal Import or Export as needed, and then species and country to find requirements.

Requirements are subject to change as conditions warrant. For current information, check https://datcp.wi.gov/Pages/Programs_Services/CattleBison.aspx.

Swine

Note: These regulations apply to all swine, including pet pigs and racing pigs.

Note: Herd of origin means the herd in which the pigs currently reside, likely the exhibitor's herd. When pigs are purchased from a herd, the herd from which they originate is the herd of origin for the seller. Once the purchased pigs are added into the buyer's herd (even if the buyer's herd only consists of one or just a few animals), the buyer's herd becomes the new herd of origin and that herd must meet testing requirements to move pigs again.

Swine FROM WITHIN WISCONSIN (Ref. s. ATCP 10.32(2) and 10.87, Wis. Admin. Code) need a Wisconsin intrastate certificate of veterinary inspection (CVI or health certificate)^a:

- Stating that the entire herd of origin on the farm was inspected within 30 days before the show and no apparent disease was present at the time of inspection^d.
- **Non-terminal Exhibitions:** All swine must have a PRRS (Porcine Reproductive and Respiratory Syndrome) and PEDv (Porcine Epidemic Diarrhea virus) test of the herd of origin within 90 days of the end of the exhibition^c. Include test date, type, and results on the CVI.
- **Terminal Exhibitions:** No testing requirements^c.

Note: Terminal Exhibitions are those at which all the swine go directly from the fair/show to the slaughtering establishment OR to a slaughter only market sale. Shows or exhibitions are either terminal or non-terminal. If all of the pigs at the event are not going directly to slaughter (including through a slaughter only market sale), it is considered a non-terminal exhibition. For non-terminal exhibitions, all the pigs at the show or exhibition will need to be tested prior to the event even if individual animals will go directly to slaughter. If going to a slaughter only market sale, contact the Division of Animal Health fair inspector for required information to collect.

Note: If the fair intends to use a load-out facility, contact the Division of Animal Health in advance to discuss requirements that must be met.

Swine FROM OUTSIDE WISCONSIN (Ref. s. ATCP 10.30 and 10.87, Wis. Admin. Code) need a certificate of veterinary inspection (CVI or health certificate)^a that includes the following:

- The negative results of the PRRS test^c from the swine's herd of origin conducted within 90 days prior to movement into Wisconsin including test date, type, and results.
- The negative results of the PEDv test^c from the swine's herd of origin conducted within 90 days prior to movement into Wisconsin including test date, type, and results.
- A statement that the veterinarian has inspected the entire herd of origin within the past 30 days and that no clinical signs of PRRS and PEDv or any other apparent disease was present at the time of inspection^d.
- Official individual identification (ID)^b

Acceptable methods of ID for swine are^b:

- USDA silver ear tag
- USDA 840 ear tag, either visual or RFID
- Breed association tattoo if the pig is a purebred and the tattoo is registered
- An ear tag with the premises identification number and a unique identifier
- Ear notch if the pig is a purebred and the notch is registered

Note: Microchips are not accepted as official ID for any swine including pet pigs.

Requirements are subject to change as conditions warrant. For current information and for PRRS and PEDv testing options, check https://datcp.wi.gov/Pages/Programs_Services/SwineMovement.aspx.

Sheep and goats

Note: *These rules do not apply to non-domestic sheep and goats. See Exotic Ruminants below.*

Sheep and goats FROM WITHIN WISCONSIN need:

- If sexually intact, need official individual identification (ID)^b at any age.
- If not sexually intact, need official individual ID^b if they are 12 months or older.
- See below for Official ID options.
- Sheep and goats that go to a slaughter establishment after the fair should have an owner hauler statement to move from the fair to the slaughter establishment.

Sheep and goats FROM OUTSIDE WISCONSIN (Ref. s.ATCP 10.69, 10.76, Wis. Admin. Code) need:

- Certificate of veterinary inspection (CVI or health certificate)^a and official individual ID^b for all animals.
- See below for Official ID options.
- See below for additional requirements for goats from Michigan's Tuberculosis Modified Accredited Zone.
- Sheep and goats that go to a slaughter establishment after the fair should have an owner hauler statement to move from the fair to the slaughter establishment.

Official Identification^b includes:

- Scrapie eartags (including tags on durable and unremoveable *neckstraps for animals with absent/injured ears or with official tattoos – see DATCP Website*)
- USDA 840 ear tags
- Legible breed tattoos (see DATCP Website* and NOTE below)
- Legible scrapie tattoos (see DATCP Website* and NOTE below)
- Approved microchips (Electronic Implantable Identification/EID) – There are many requirements that need to be met to use microchips including a requirement for accompanying tattoos. See DATCP Website* and NOTE below.
- **NOTE:** *All sheep and goats that go through a market or to slaughter and require Official Identification must be eartagged with Official ID. Official ID in the form of a tattoo or Electronic Implantable Identification (EID) is no longer sufficient when moving through a market or going to slaughter.*
- **NOTE:** *If a Wisconsin-origin animal is neutered, less than 12 months of age, and moving through a market after the fair, the market may require Official ID in the form of an ear tag.*
- *For more information on official identification and for owner hauler statements see DATCP Website at https://datcp.wi.gov/Pages/Programs_Services/OfficialID.aspx

Goats from Michigan's Tuberculosis (TB) Modified Accredited Zone –Alcona, Alpena, Montmorency, Oscoda counties- also need:

- Import permit^e
- To originate from a herd that has a negative whole-herd TB test within 12 months before arrival in Wisconsin that includes all animals 1 year and older^c
- Negative individual TB tests within 60 days before entering Wisconsin^c
- A statement indicating the animals will return directly to the state of origin after the show.^d

For information on obtaining an import permit:

- Online https://datcp.wi.gov/Pages/Programs_Services/AnimalMovementPermits.aspx
- Email DATCPAnimalImports@wi.gov
- Call 608-224-4874

Requirements are subject to change as conditions warrant. For current information, check https://datcp.wi.gov/Pages/Programs_Services/SheepGoatMovement.aspx.

| | |
|--------------------------------|-------------------------------------------------------------------------------------------------------------------------------------------------------------------------------------------------------------------------------------------------------------------------------------------------------------------------------------------------------------------------------------------------------------------------------------------------------------------------------------------------------------------------------------------------------------------------------------------------------------------------------------------------------------------------------------------------------------------------------------------------------------------------------------------------------------------------------------------------------------------------------------------------------------------------------------------------------------------------------------------------------------------------------------------------------------------------------------------------------------------------------------------------------------------------------------------------------------------------------------------------------------------------------------------------------------------------------------------------------------------------------------------------------------------------------------------------------------------------------------------------------------------------------------------------------------------------------------------------------------------------------------------------------------------------------------------------------------------------------------------------------------------------------------------------------------------------------------------------------------------------------------------------------------------------------------------|
| <p>Equine</p> | <p>Equine animals FROM WITHIN WISCONSIN need documentation of a negative EIA (Coggins) test^C with a blood collection date within the previous 12 months, which clearly identifies the animal by complete description, digital photographs, or an approved microchip (if a reader is available). No test is needed for nursing foals accompanying negative dams. Documentation may be:</p> <ul style="list-style-type: none"> • Official test report VS 10-11, <i>or</i> • USDA-approved electronic test form, <i>or</i> • Global Vet Link EIA electronic form, <i>or</i> • Certificate of veterinary inspection with the test results listed <p>Equine animals FROM OUTSIDE WISCONSIN (Ref. s.ATCP 10.36, Wis. Admin. Code) need:</p> <ul style="list-style-type: none"> • Certificate of veterinary inspection (CVI or health certificate)^a which clearly identifies^b the animal by complete description, digital photographs, or an approved microchip • Negative EIA (Coggins) test^C with a blood collection date within the previous 12 months reported on the CVI • No EIA test is needed for nursing foals accompanying negative dams <p>Equines from Minnesota are exempt from the CVI requirement if all conditions apply:</p> <ul style="list-style-type: none"> • Ownership does not change while the animal is in Wisconsin • The animal remains in Wisconsin no longer than 7 days • Proof of a negative EIA (Coggins) test^C in previous 12 months accompanies the animal <p>Requirements are subject to change as conditions warrant. For current information, check https://datcp.wi.gov/Pages/Programs_Services/HorseOtherEquineMvmt.aspx</p> |
| <p>Exotic Ruminants</p> | <p>Note: <i>Exotic ruminants are ruminants that are not native to Wisconsin, and are not cervids – for example, Old World camels, yaks, water buffalo, pronghorn antelope, giraffes, and non-domestic sheep and goats. In addition, please contact your county and local municipality for any restrictions.</i></p> <p>Exotic ruminants FROM WITHIN WISCONSIN have no requirements.</p> <p>Exotic ruminants FROM OUTSIDE WISCONSIN (Ref. s.ATCP 10.82, Wis. Admin. Code) must have</p> <ul style="list-style-type: none"> • Certificate of veterinary inspection (CVI or health certificate)^a • Official individual identification (ID) as required for tuberculosis and brucellosis testing^b • Import permit^e • Proof written on the CVI that they meet requirements for: <ul style="list-style-type: none"> ○ <i>Tuberculosis (TB)</i> – negative test required within 60 days before entry^C ○ <i>Brucellosis</i> – negative test required within 30 days before entry^C Please call 608-224-4874 beforehand to determine which TB test to use. <p>For information on obtaining an import permit:</p> <ul style="list-style-type: none"> • Online https://datcp.wi.gov/Pages/Programs_Services/AnimalMovementPermits.aspx • Email DATCPAnimalImports@wi.gov • Call 608-224-4874 <p>Requirements are subject to change as conditions warrant. For current information, check https://datcp.wi.gov/Pages/Programs_Services/ExoticSpeciesMvmt.aspx.</p> |

| | |
|----------------------------------------------------------------------------------------------|--------------------------------------------------------------------------------------------------------------------------------------------------------------------------------------------------------------------------------------------------------------------------------------------------------------------------------------------------------------------------------------------------------------------------------------------------------------------------------------------------------------------------------------------------------------------------------------------------------------------------------------------------------------------------------------------------------------------------------------------------------------------------------------------------------------------------------------------------------------------------------------------------------------------------------------------------------------------------------------------------------------------------------------------------------------------------------------------------------------------------------------------------------------------------------------------------------------------------------------------------------------------------------------------------------------------------------------------------------------------------------------------------------------------------------------------------------------------------------------------------------------------------------------------------------------------------------------------------------------------------------------------------------------------------------------------------------------------------------------------------------------------------------------------------------------------------------------------------------------------------------------------------------------------------------------------------------------------------------------------------------------------------------------------------------------------------------------------------------------------------------------------------------------------------------------------------------------------------------------------------------------------------------------------------------------------------------------------------------------------------------------------------------------------------------------------------------------------------------------------------------------------------------------------------------------------------------------------------------------------------------------------------------------------------------------------------------------------------------------------------------------------------------------------------------------------------------------------------------------------------------------------------------------------------------------------------------------------------------------------------------------------------------------------------------------------------------------------------------------------------------------------------------------------------------------------------------------------------------------------------------------------------------------------------|
| <p>Poultry and waterfowl (Pigeons are not considered poultry for fairs and shows)</p> | <p>Poultry and waterfowl FROM WITHIN WISCONSIN need ONE of the following:</p> <ul style="list-style-type: none"> • For eggs and birds of all ages, an NPIP certificate stating the flock of origin is a US pullorum-typhoid clean and for turkeys a <i>Mycoplasma gallisepticum</i> clean flock or NPIP affiliate flock^C or • For eggs and birds of all ages, documentation the flock of origin is a WI Tested Flock and has tested negative for pullorum-typhoid and for turkeys <i>Mycoplasma gallisepticum</i>,^C or • For eggs and birds of all ages, documentation the flock of origin is a WI Associate Flock^C, or • For sexually mature birds (turkeys over 6 months, all other birds over 4 months), individual tests within 90 days before arrival at the show. These birds also need wing or leg band identification (ID). All birds must test negative for pullorum-typhoid, and turkeys must test negative for <i>Mycoplasma gallisepticum</i>. After testing there can be no change of ownership or commingling with other birds that are not part of the flock except at other shows/fairs. Eggs and sexually immature birds are not eligible for individual testing and cannot be shown unless they originate from an enrolled NPIP, NPIP affiliate, WI Tested, or WI Associate flock. <p>Note: Flock of origin means the flock in which the birds currently reside, likely the exhibitor's flock. Once purchased birds are added to the buyer's flock, even if the buyer's flock only consists of one or just a few birds, the buyer's flock is the flock of origin and that flock must meet NPIP or WI Tested or Associate Flock status to avoid individual bird testing for shows/fairs.</p> <p>ALL birds in a flock with status must meet the requirements. Existing flocks lose their status when new additions do not meet requirements.</p> <p>Poultry and waterfowl FROM OUTSIDE WISCONSIN (Ref. s.ATCP 10.42, Wis. Admin. Code) need a certificate of veterinary inspection (CVI or health certificate)^a or equivalent (such as form VS 9-3) specifically showing movement to the fair or show that states:</p> <ul style="list-style-type: none"> • For eggs and birds of all ages, they originate from a flock classified pullorum-typhoid clean and for turkeys <i>Mycoplasma gallisepticum</i> clean under NPIP or an equivalent program^C, or • For sexually mature birds, they have tested negative for pullorum-typhoid (and <i>Mycoplasma gallisepticum</i> for turkeys) within 90 days^C before arrival at the show. These birds also need wing or leg band ID^b. Eggs and sexually immature birds are not eligible for individual testing and cannot be shown unless they originate from an enrolled NPIP or equivalent program flock. <p>Not required:</p> <ul style="list-style-type: none"> • Import permit number <p>Requirements are subject to change as conditions warrant. For current information, check https://datcp.wi.gov/Pages/Programs_Services/PoultryMovement.aspx.</p> |
| <p>South American camelids: llamas, alpacas, guanacos, vicuñas</p> | <p>South American camelids FROM WITHIN WISCONSIN have no requirements.</p> <p>South American camelids FROM OUTSIDE WISCONSIN (Ref. s.ATCP 10.85, Wis. Admin. Code) must have a certificate of veterinary inspection (CVI or health certificate)^a and official individual identification (ID)^b. Official ID may be:</p> <ul style="list-style-type: none"> • Approved USDA ear tag number • Microchip number • Breed association registration number • Breed association tattoo <p>Requirements are subject to change as conditions warrant. For current information, check https://datcp.wi.gov/Pages/Programs_Services/LlamaAlpacaMovement.aspx.</p> |

| | |
|------------------------------------------------------------------------------------------------------------------------------------------------------------------------------------------|----------------------------------------------------------------------------------------------------------------------------------------------------------------------------------------------------------------------------------------------------------------------------------------------------------------------------------------------------------------------------------------------------------------------------------------------------------------------------------------------------------------------------------------------------------------------------------------------------------------------------------------------------------------------------------------------------------------------------------------------------------------------------------------------------------------------------------------------------------------------------------------------------------------------------------------------------------------------------------------------------------------------------------------------------------------------------------------------------------------------------------------------------------------------------------------------------------------------------------------------------------------------------------------------------------------------------------------------------------------------------------------------------------------------------------------------------------------------------------------------------------------------------------------------------------------------------------------------------------------------------------------------------------------------------------------------------------------------------------------------------------------------------------------------------------|
| <p>Small animals: Dogs, domestic cats, and other household pets (ferrets, pet birds, rabbits, gerbils, guinea pigs, hamsters, hedgehogs, chinchillas, domestic mice and rats)</p> | <p>Note: For animals that are part of menageries, see also rules below for menageries. Pot-bellied and miniature pigs fall under rules for swine. Dog hybrids, domestic cat hybrids, or exotic small cat species such as servals fall under rules for Exotic small animals. Native wild animals and birds, including raptors, and captive wild animals such as raccoons, opossums, and skunks fall under rules for wild animals.</p> <p>DOGS FROM WITHIN WISCONSIN (Ref. s.95.21, Wis. Stats.) that are 5 months or older need proof of current rabies vaccination.^f</p> <p>CATS AND OTHER HOUSEHOLD PETS FROM WITHIN WISCONSIN have no requirements.</p> <p>DOGS AND CATS FROM OUTSIDE WISCONSIN (Ref. s.ATCP 10.80, Wis. Admin. Code) that are 5 months or older need to be vaccinated against rabies^f by a licensed veterinarian, and regardless of age, need certificates of veterinary inspection (CVIs or health certificates)^a stating the age of the animal and for animals 5 months and older the date of last rabies vaccination and revaccination due date.</p> <p>OTHER HOUSEHOLD PETS FROM OUTSIDE WISCONSIN (Ref. s.ATCP 10.06, Wis. Admin. Code) need certificates of veterinary inspection (CVIs or health certificates)^a but have no testing or vaccination requirements.</p> <p>Small animals from other nations need to meet requirements of the U.S. Department of Agriculture (608-662-0600) and Centers for Disease Control (1-800-232-4636).</p> <p>Requirements are subject to change as conditions warrant. For current information, check https://datcp.wi.gov/Pages/Programs_Services/PetMovement.aspx.</p> |
| <p>Exotic small animals (any species not covered by "small animals" above), exotic large animals, and other wild animals</p> | <p>Note: Local jurisdictions may have requirements beyond the state requirements listed here.</p> <p>Animals FROM WITHIN WISCONSIN do not have any requirements as long as they are legally possessed in Wisconsin.^f</p> <p>Animals FROM OUTSIDE WISCONSIN (Ref. s.ATCP 10.84, Wis. Admin. Code) generally have no testing or vaccination requirements, but do need:</p> <ul style="list-style-type: none"> • Certificate of veterinary inspection (CVI or health certificate)^a • Import permit number^e <p>Note: Some animals may not be brought to Wisconsin.^f These are North American prairie dogs and the following African species: tree squirrels, rope squirrels, dormice, Gambian giant pouched rats, brush-tailed porcupines and striped mice. Some animals may require permits from the Wisconsin Department of Natural Resources. See http://dnr.wi.gov.</p> <p>For information on obtaining an import permit:</p> <ul style="list-style-type: none"> • Online https://datcp.wi.gov/Pages/Programs_Services/AnimalMovementPermits.aspx • Email DATCPAnimalImports@wi.gov • Call 608-224-4874 <p>Requirements are subject to change as conditions warrant. For current information, check https://datcp.wi.gov/Pages/Programs_Services/PetMovement.aspx.</p> |

| | |
|-----------------------------------------------------------|-------------------------------------------------------------------------------------------------------------------------------------------------------------------------------------------------------------------------------------------------------------------------------------------------------------------------------------------------------------------------------------------------------------------------------------------------------------------------------------------------------------------------------------------------------------------------------------------------------------------------------------------------------------------------------------------------------------------------------------------------------------------------------------------------------------------------------------------------------------------------------------------------------------------------------------------------------------------------------------------------------------------------------------------------------------------------------------------------------------------------------------------------------------------------------------------------------------------------------------------------------------------------------------------------------------------------------------------------------------------------------------------------------------------------------------------------------------------------------------------------------------------------------------------------------------------------------------------------------------------------------------------------------------------------------------------------------------------------------------------------------------------------------------------------------------------------------------------------------------------------------------------------------------------------------------------------------------------------------------------------------------------------------------------------------------------------------------------------------------------------------------------------------------------------------------------------------------------------------------------------------------------------------------------------------|
| <p>Circus, rodeo, racing and menagerie animals</p> | <p>Note: Local jurisdictions may have requirements beyond the state requirements listed here.</p> <p>Animals FROM WITHIN WISCONSIN must meet vaccination and testing requirements for their species. See these requirements earlier in this document.</p> <p>Animals FROM OUTSIDE WISCONSIN need certificates of veterinary inspection (CVIs or health certificates) and vaccinations, identification, and tests required for their species. See these requirements earlier in this document.</p> <p>They also need import permit numbers^e (Ref. s.ATCP 10.81, Wis. Admin. Code) if they are:</p> <ul style="list-style-type: none"> • Circuses and individual circus acts • Rodeo stock other than individual participants' horses • Multi-species menageries (defined as any animals kept in a collection primarily for purposes of exhibition or competition) • Petting zoos <p>They do not need import permit numbers if they are:</p> <ul style="list-style-type: none"> • Rodeo horses owned by individual participants • Single-species groups <p>Note: Some animals may not be brought to Wisconsin. These are North American prairie dogs and the following African species: tree squirrels, rope squirrels, dormice, Gambian giant pouched rats, brush-tailed porcupines and striped mice. Some animals may require permits from the Department of Natural Resources. See https://dnr.wi.gov/topic/wildlifehabitat/captive.html</p> <p>For information on obtaining an import permit:</p> <ul style="list-style-type: none"> • Online https://datcp.wi.gov/Pages/Programs_Services/AnimalMovementPermits.aspx • Email DATCPAnimalImports@wi.gov • Call 608-224-4874 <p>Requirements are subject to change as conditions warrant. For current information, check https://datcp.wi.gov/Pages/Programs_Services/CircusesRodeosMenageries.aspx.</p> |
| <p>Guidelines for housing and managing animals</p> | <p>The State Veterinarian recommends that exhibitors:</p> <ul style="list-style-type: none"> • Vaccinate breeding cattle against bovine viral diarrhea (BVD) at least 30 days before the event • Test cattle for BVD-PI by immunoperoxidase test, and bring to shows only if negative test • Test cattle for Johne's disease by ELISA test, and bring to shows only if negative test • Clean and disinfect vehicles used to transport animals to and from the show, and vehicles used on the grounds before, during, and after the show • Isolate exhibited animals returning to their farms or animals purchased at the show for 21 days before mingling them with other stock • Additional biosecurity recommendations can be found at: www.youtube.com/widatcp. Go to "Created Playlists" and "View Full Playlist" under "Farm Biosecurity Practices" <p>The State Veterinarian recommends that show organizers:</p> <ul style="list-style-type: none"> • House cattle separately from South American camelids, exotic ruminants, and poultry • House cattle separately from small ruminants, especially sheep • House ostriches, emus, rheas and cassowaries separately from domestic poultry • House chickens and turkeys separately from waterfowl • House swine separately from any other mammals • Include a space for the premises registration code on livestock entry forms • Provide hand-washing stations near all livestock facilities • Provide individual watering and feeding troughs rather than common ones |

THE ULTIMATE DECISION ON ANY FAIR HEALTH OR DISEASE CONCERN IS VESTED IN THE ATTENDING VETERINARIAN

International Association of Fairs and Expositions National Code of Show Ring Ethics

Exhibitors of animals at livestock shows shall at all times conduct themselves with honesty and good sportsmanship. Their conduct in this competitive environment shall always reflect the highest standards of honor and dignity to promote the advancement of agricultural education. This code applies to junior as well as open class exhibitors who compete in structured classes of competition. This code applies to all livestock offered in any event at a livestock show. In addition to the "IAFE National Code of Show Ring Ethics," fairs and livestock shows may have rules and regulations which they impose on the local, county, state, provincial and national levels. All youth leaders working with junior exhibitors are under an affirmative responsibility to do more than avoid improper conduct or questionable acts. Their moral values must be so certain and positive that those younger and more pliable will be influenced by their fine example. Owners, exhibitors, fitters, trainers and absolutely responsible persons who violate the code of ethics will forfeit premiums, awards and auction proceeds and shall be prohibited from future exhibition in accordance with the rules adopted by the respective fairs and livestock shows. Exhibitors who violate this code of ethics demean the integrity of all livestock exhibitors and should be prohibited from competition at all livestock shows in the United States and Canada. The following is a list of guidelines for all exhibitors and all livestock in competitive events:

1. All exhibitors must present, upon request of fair and livestock show officials, proof of ownership, length of ownership and age of all animals entered. Misrepresentation of ownership, age, or any facts relating thereto is prohibited.
2. Owners, exhibitors, fitters, trainers, or absolutely responsible persons shall provide animal health certificates from licensed veterinarians upon request by fair or livestock show officials.
3. Junior exhibitors are expected to care for and groom their animals while at fairs or livestock shows.
4. Animals shall be presented to show events where they will enter the food chain free of violative drug residues. The act of entering an animal in a livestock show is the giving of consent by the owner, exhibitor, fitter, trainer and/or absolutely responsible person for show management to obtain any specimens of urine, saliva, blood, or other substances from the animal to be used in testing. Animals not entered in an event which culminates with the animal entering the food chain shall not be administered drugs other than in accordance with applicable federal, state and provincial statutes, regulations and rules. If the laboratory report on the analysis of saliva, urine, blood, or other sample taken from livestock indicates the presence of forbidden drugs or medication, this shall be prima facie evidence such substance has been administered to the animal either internally or externally. It is presumed that the sample of urine, saliva, blood, or other substance tested by the laboratory to which it is sent is the one taken from the animal in question, its integrity is preserved and all procedures of said collection and preservation, transfer to the laboratory and analysis of the sample are correct and accurate and the report received from the laboratory pertains to the sample taken from the animal in question and correctly reflects the condition of the animal at the time the sample was taken, with the burden on the owner, exhibitor, fitter, trainer, or absolutely responsible person to prove otherwise. At any time after an animal arrives on the fair or livestock show premises, all treatments involving the use of drugs and/or medications for the sole purpose of protecting the health of the animal shall be administered by a licensed veterinarian.
5. Any surgical procedure or injection of any foreign substance or drug or the external application of any substance (irritant, counterirritant, or similar substance) which could affect the animal's performance or alter its natural contour, confirmation, or appearance, except external applications of substances to the hoofs or horns of animals which affect appearance only and except for surgical procedures performed by a duly licensed veterinarian for the sole purpose of protecting the health of the animal, is prohibited.
6. The use of showing and/or handling practices or devices such as striking animals to cause swelling, using electrical contrivance, or other similar practices are not acceptable and are prohibited.
7. Direct criticism or interference with the judge, fair or livestock show management, other exhibitors, breed representatives, or show officials before, during, or after the competitive event is prohibited. In the furtherance of their official duty, all judges, fair and livestock show management, or other show officials shall be treated with courtesy, cooperation and respect and no person shall direct abusive or threatening conduct toward them.
8. No owner, exhibitor, fitter, trainer, or absolutely responsible person shall conspire with another person or persons to intentionally violate this code of ethics or knowingly contribute or cooperate with another person or persons either by affirmative action or inaction to violate this code of ethics. Violation of this rule shall subject such individual to disciplinary action.
9. The application of this code of ethics provides for absolute responsibility for an animal's condition by an owner, exhibitor, fitter, trainer, or participant whether or not he or she was actually instrumental in or had actual knowledge of the treatment of the animal in contravention of this code of ethics.
10. The act of entering an animal is the giving of consent by the owner, exhibitor, fitter, trainer, or absolutely responsible person to have disciplinary action taken by the fair or livestock show for violation of this Code of Show Ring Ethics and any other rules of competition of the fair or livestock show without recourse against the fair or livestock show. The act of entering an animal is the giving of consent that any proceedings or disciplinary action taken by the fair or livestock show may be published with the name of the violator or violators in any publication of the International Association of Fairs and Expositions, including Fairs and Expositions and any special notices to members.
11. The act of entering of an animal in a fair or livestock show is the giving of verification by the owner, exhibitor, fitter, trainer, or absolutely responsible person that he or she has read the IAFE National Code of Show Ring Ethics and understands the consequences of and penalties provided for actions prohibited by the code. It is further a consent that any action which contravenes these rules and is also in violation of federal, state, or provincial statutes, regulations, or rules may be released to appropriate law enforcement authorities with jurisdiction over such infractions.

OPEN CLASS EXHIBITS



Open Class – Department #1 Registered Dairy Cattle * ATCP 160.11

JUDGING DAY: Sunday at 10:00 am in the Coliseum

- Animal Fee of \$10.00 per animal must be paid with entry sheet.
- Futurity Animal fee of \$25.00 per animal must be paid with entry sheet.
- Exhibitors will be required to show certificate of original registry to the superintendent. This certificate must show that the animal is registered in the name of the exhibitor in the registry office.
- ALL cattle will be inspected by the Fair Veterinarian.
- Animals over 6 months must be dehorned to be shown. All horns cleanly removed, no scurs or regrowth.
- Dry Cow: is not less than 3 years old which is currently lactating, but has milked 280 days or more since the last fair season.
- Residents of adjoining counties may exhibit Open Class Dairy cattle if they showed at the Shawano County Fair as a youth and agree to show **ONLY** at the Shawano County Fair.
- RIBBONS are awarded to top dollar value production entry in each class based on official DHI-305 day record completed since last Fair, individual lactation report to be presented to the Superintendent at check-in time.

Heller Lake Shore Farms will present a plaque in memory of August Heller, Sr. to the Supreme Dairy Champion. Invitation to compete for this award will be extended to Breed Champions that have established residency in Shawano County on or before August 1st of exhibit year.

DEPARTMENT 1 * DAIRY * LOTS 1 – 8

- | | | |
|----------------|-----------------------|----------------------------------|
| 1. Ayrshire | 4. Holstein | 7. Red & White Holstein |
| 2. Brown Swiss | 5. Jersey | 8. Any Other Breed (Identify) |
| 3. Guernsey | 6. Milking Shorthorns | |

Class B Heifer Calf – Spring

Class C Heifer Calf – Winter

Class D Heifer Calf – Fall

Premium: Blue - \$11.00, Red - \$9.00, White - \$7.00, Pink - \$5.00

Class E Heifer – Summer Yearling

Class F Heifer – Spring Yearling

Class G Heifer – Winter Yearling

Class H Heifer – Fall Yearling

Premium: Blue - \$12.00, Red - \$10.00, White - \$8.00, Pink - \$6.00

Class I Cow – 2 Years Old

Class J Cow – 3 Years Old

Premium: Blue - \$16.00, Red - \$14.00, White - \$12.00, Pink - \$10.00

Class K Cow – 4 Years Old

Premium: Blue - \$18.00, Red - \$16.00, White - \$14.00, Pink - \$12.00

Class L Cow – 5 Years Old & Over

Premium: Blue - \$20.00, Red - \$18.00, White - \$16.00, Pink - \$14.00

Class M Dry Cow – 3 Years Old & Over

Premium: Blue - \$16.00, Red - \$14.00, White - \$12.00, Pink - \$10.00

Class N Junior – Get-of-Sire

Class O Senior – Get-of-Sire

Class P – 3 Best Females bred by exhibitor

Class Q Produce of Dam

Class R Dam & Offspring

Premium: Blue - \$14.00, Red - \$12.00, White - \$10.00, Pink - \$8.00

Class S Futurity Cow

Lots 1-8 (\$25.00 Entry Fee)

All those planning to show in the futurity class **MUST** have their animal entered in the fair in order to show. You may exhibit her in the regular show as well.

Cash awards, no premiums

PEE WEE SHOWMANSHIP

Pee Wee Showmanship will be held on Sunday, during the open show at approximately noon.

- There will be two classes: 4 to 5-year-old children as of January 1st of the current fair year and age 6, having completed 2nd grade. The same calf can be shown by two different children if they are in different age groups. If you have two children in the same age group, they will need two calves.
- Calf does not need to be clipped, but should be clean and children are not required to wear white. Children will be judged on the way they handle the calf and the basic showmanship skills.
- Calf must be born between March 1st and July 1st. Child may show a calf entered by someone else in junior show or open show. Child does not have to own the calf. Calves not already entered in the fair for junior or open class must be brought to the fair on Sunday by 10:30 am and taken home after the show. There will not be barn space available.
- Prizes will be awarded, but there will be no cash prizes or trophies. Children must register between 10:00 am and 10:30 am on Sunday. Simply register at the registration stand in the coliseum and an entry number will be issued.
- If you have questions, please contact the Fair Office and ask for the dairy superintendent.

Open Class – Department #2 Beef Cattle * ATCP 160.12

JUDGING DAY: Friday following the junior show in the Coliseum

(Age (lot) definitions begin on page 19)

- Animals over 6 months must be dehorned to be shown. All horns cleanly removed, no scurs or regrowth.
- Animal Fee of \$10.00 per animal must be paid with entry sheet.
- All Beef must be double tied.

DEPARTMENT 2 BEEF CATTLE**Class A – Registered Beef Breed****Lots 1 – 10**

| | |
|---------------------------------------|---------------------------------------------------------------------|
| 1. Heifer Calf, Junior | Premium: Blue - \$11.00, Red - \$9.00, White \$7.00, Pink \$5.00 |
| 2. Heifer Calf, Senior | Premium: Blue - \$11.00, Red - \$9.00, White \$7.00, Pink \$5.00 |
| 3. Heifer Calf, Summer Yearling | Premium: Blue - \$14.00, Red - \$12.00, White \$10.00, Pink \$8.00 |
| 4. Heifer Calf, Junior Yearling | Premium: Blue - \$14.00, Red - \$12.00, White \$10.00, Pink \$8.00 |
| 5. Heifer, Senior Yearling | Premium: Blue - \$16.00, Red - \$14.00, White \$12.00, Pink \$10.00 |
| 6. Cow, over 2 Years Old | Premium: Blue - \$12.00, Red - \$10.00, White \$8.00, Pink \$6.00 |
| 7. Dam and Off Spring | Premium: Blue - \$12.00, Red - \$10.00, White \$8.00, Pink \$6.00 |
| 8. Junior, Get-of-Sire | Premium: Blue - \$12.00, Red - \$10.00, White \$8.00, Pink \$6.00 |
| 9. Senior, Get-of-Sire | Premium: Blue - \$12.00, Red - \$10.00, White \$8.00, Pink \$6.00 |
| 10. Pair of Calves (1 bull, 1 heifer) | Premium: Blue - \$12.00, Red - \$10.00, White \$8.00, Pink \$6.00 |

Class D – Market (Includes beef, crossbred beef, Dairy Beef Crosses and Dairy Beef)

- Market steer should be born after January 1st of previous year and have all milk teeth solidly in place and show no nicking of gums.
- Steers will be weighed and shown by weights. Enter Lot # by your best estimate. Classes will be adjusted after weigh-in.

Lots 1 – 4

| | |
|-----------------------|-------------------------------------------------------------------|
| 1. Steer, Lightweight | Premium: Blue - \$12.00, Red - \$10.00, White \$8.00, Pink \$6.00 |
| 2. Steer, Heavyweight | Premium: Blue - \$12.00, Red - \$10.00, White \$8.00, Pink \$6.00 |
| 3. Feeder Beef | Premium: Blue - \$11.00, Red - \$9.00, White \$7.00, Pink \$5.00 |
| 4. Feeder Dairy | Premium: Blue - \$11.00, Red - \$9.00, White \$7.00, Pink \$5.00 |

Open Class – Department #4 Registered Sheep * ATCP 160.14

JUDGING DAY: Thursday at 4:00 pm in the Coliseum

- Animal Fee of \$5.00 per animal must be paid with entry sheet.
- Exhibitors showing pure bred animals one year or over in this department will be required to show certificate of registry to the Superintendent. This certificate must show that animal is registered in the name of the exhibitor in registry office. For those under one year of age a certificate of registry of sire and dam will be required.
- All registration transfers must be made by August 1st prior to the Fair.
- Registered Columbias, Corriedales, Rambouillets and Targhees shall be shown with two inches of wool or less. All other breeds shall have been completely shorn not more than 2 months nor less than 2 days prior to show date.
- All sheep may be inspected by the Fair Veterinarian.
- Junior Exhibitors take precedence for stalling/pens. Open class will be per availability.

Department 4 – Registered Sheep Sheep Breeding Stock

Class A – Meat Breeds

Class B – Wool Breeds

Lots 1 – 15 (Classes A & B)

- | | | |
|-------------------------------------------------------|--------------------------------------------------------|------------------------------------------------------------|
| 1. Fall Ram Lamb | 6. Fall Ewe Lamb | 11. Yearling Ewe |
| 2. Winter Ram Lamb | 7. Winter Ewe Lamb | 12. Pen of 2 Yearling Ewes, bred and owned by Exhibitor |
| 3. Spring Ram Lamb | 8. Spring Ewe Lamb | 13. Mature Ewe |
| 4. Pen of 2 Ram Lambs, bred And owned by Exhibitor | 9. Wether | 14. Get-of-Sire |
| 5. Yearling Ram | 10. Pen of 2 Ewe Lambs, bred and owned by Exhibitor | 15. Exhibitor's Flock |

Class C – Market Lamb (Market lambs are to be weighed in at the same time as the junior market animals)

Lot 1

1. Market Lamb

Class D – Market Wool / Fleece Show Class

Lots 1 – 2

1. Fleece, Natural
2. Fleece, Colored (not dyed)

Premium: Blue - \$6.00, Red - \$5.00, White - \$4.00, Pink - \$3.00

Open Class – Department #5 Goats * ATCP 160.15

JUDGING DAY: Thursday at 6:00 pm in the Coliseum. Will be judged in rotation with or after Junior Class. Show order will be posted by day of show.

- Animal Fee of \$5.00 per animal must be paid with entry sheet.
- All goats may be inspected by the Fair veterinarian.
- Male goats and goats with full natural horns may not be entered, unless it is the breed standard.
- No intact males.
- Does which have freshened shall be shown in the appropriate class under Lots 5 to 8.
- Pee Wee Goat Showmanship, Sign up at show. Ages 4 thru 7 as of January 1st of current year.

- Junior Exhibitors take precedence for stalling/pens. Open class will be per availability.

Class A – Dairy Goats, All Breeds

Lots 1 – 10

- | | |
|---------------------|-------------------|
| 1. Yearling Milkers | 3. Mature Milkers |
| 2. Junior Milkers | 4. Aged Milkers |

Premium: Blue - \$6.00, Red - \$5.00, White - \$4.00, Pink - \$3.00

- | | | |
|-------------------|------------------------|--------------------|
| 5. Junior Doe Kid | 7. Junior Yearling Doe | 9. Dam & Daughter |
| 6. Senior Doe Kid | 8. Senior Yearling Doe | 10. Exhibitor Herd |

Premium: Blue - \$5.00, Red - \$4.00, White - \$3.00, Pink - \$2.00

Class B –Market Classes

Lots 1 – 2

- | | |
|--------------------------------------------------|---------------|
| 1. Dairy goats (including dairy cross and other) | 2. Meat goats |
|--------------------------------------------------|---------------|

Class C – Commercial Production

- **Breeding females utilized in meat production: Boer, Kiko, Spanish, Etc.**

Lots 1 – 7

- | | |
|--------------------------------------|------------------------------------------------------------------------|
| 1. Junior Doe (born Jan 1 or later) | 3. Doe Yearling, less than 2 years born before Sept 1 previous year |
| 2. Senior Doe (born Sept. 1-Dec. 31) | 4. Senior Yearling Doe |
- **Animals below must have freshened, including dry milker.**
- | | |
|--------------------------------------------------|---------------------------------|
| 5. Doe, 2 Years Old and Older | 7. Dam & Daughter (Ribbon Only) |
| 6. Exhibitor Herd (3 goats, need not be related) | |

Class D – Other Breeds; all breeds not recognized as dairy or meat goat breeds

- Including but not limited to Pigmy, Angora, Fainting (myotonic)

Lots 1 – 8

- | | |
|---------------------------------------------------|------------------------------------------------------|
| 1. Milking Yearling under 2 Years of Age | 6. Dam & Daughter (Placing Ribbons Only) |
| 2. Doe, 2 Years Old & Under 3 Years Old | 7. Junior Yearling Doe, 7-12 months of age |
| 3. Doe, 3 Years Old & Under 5 Years Old | 8. Senior Yearling Doe, 12-24 months, not in milk |
| 4. Senior Doe Kid, born Sept 1, prev. year-Dec 31 | |
| 5. Junior Doe Kid, born Jan 1-Sept 1 current year | |

Premium - milking classes: Blue - \$6.00, Red - \$5.00, White - \$4.00, Pink - \$3.00

Premium – non-milking classes: Blue - \$5.00, Red - \$4.00, White - \$3.00, Pink - \$2.00

Open Class – Department #6 Horses * ATCP 160.16

JUDGING DAY: Saturday at 8:00 am in the Horse Arena.

- **CURRENT YEAR COGGINS TEST IS NEEDED.** Please bring ORIGINAL & 1 COPY. Copy will be kept on file and original returned to you. **You must include your Premise Id number on the top of your coggins papers.**
- Animal Fee of \$10.00 per animal due with entry form and \$5 per class entry. Fee must be paid if animal stays or not.

- Stalls, tack and feed areas will be assigned.
- All horses are encouraged to stay at the fair if stalls are available. Horses must be in place by 10:00 am of Friday.
- Horses staying at the fair need to remain on the fairgrounds until released by a barn steward on Monday at 4:00 pm. All decorations must remain in place until 3:00 pm on Monday. Stalls can be stripped and cleaned after 3:00 pm on Monday, but NOT before 3:00 pm. This allows fair spectators to see all exhibits.
- Exhibitors must participate in at least one open show class to participate in the Monday Junior Fun Show. This show is not a speed show.
- Pony height shall be 56 inches and under. Mini height shall be 38 inches and under. Pony or mini may be measured at the fair if height is questioned.
- Exhibitor can only enter one animal or team in a given lot.
- The same horse cannot be shown in both Open Class and Junior Fair, except in the Lead Line Class, Costume and/or age 5-9 open class exhibitor classes.
- All animals must be owned or leased by the exhibitor.
- Residents of adjoining counties may exhibit Open Class horses if they show ONLY at the Shawano County Fair.
- Exhibitors of stallions must be 18 years or older.
- No bareback riding allowed.
- Safety helmets must be worn while riding and / or driving. Helmets must be SEI and ASTM approved and exhibitors must wear boot, with at least 1/2" cut-out heel.
- Exhibitors must have adequate equipment for each animal; a good halter & rope for tying each animal is very important.
- Animals should be exercised daily.
- Animals must be mounted and dismounted outside of the barn away from people; no riding in the barn.
- No riding faster than a walk outside of the arena. Sufficient warm up time in the arena will be provided.
- No animal may be let loose in the arena at any time.
- If problems arise, judgement of Department Superintendent will prevail. Decision of the judge is final.

Halter Classes

Class A -- Fillies & Mares (Female)

Class B -- Colts, Geldings, Stallions (Male)

Lots 1 – 9 (Apply to classes A & B)

- | | | |
|----------------------------------|-----------------------|--------------------------------|
| 1. Miniature Horse (38" & under) | 4. English Type Horse | 7. Donkey, Mule, or Hinny |
| 2. Pony (56" and under) | 5. Western Type Horse | 8. Draft Horse |
| 3. 2 Years of Age & Under | 6. Ranch Type Horse | 9. Any Equine 15+ Years of Age |

Class C – Color Classes

Lot 1

- | | |
|------------------|-----------------|
| 1. Most Colofrul | 2. Solid Colors |
|------------------|-----------------|

Class D – Hunter In-Hand

Lot 1

1. Any English/All Ages

Class E – Showmanship

Lots 1 – 3

1. Beginner – Ages 5 to 9 * English or Western (May use a horse from the Junior Fair project but only in beginner classes)
2. Western and English
3. Draft Showmanship

Class F – Lunge Line**Lots 1 – 2**

1. Yearling
2. Two Year Old

Class G – Lead Line * Ribbon Only**Lot 1**

1. Horse or Pony (Rider must be 9 Years old or Under, Handler must be 12 Years old or Older. Rider may not enter in any other riding classes. May use a horse from Junior Fair project) English or Western Style Riding. One entry form only rider enters, not handler.

Driving Classes

Class H – Team Driving (Exhibitor may use any suitable-wheeled vehicle)

Class I – Team Reinsmanship (Exhibitor may use any suitable-wheeled vehicle)

Class J – Single Driving (Exhibitor may use any suitable-wheeled vehicle)

Class K – Single Reinsmanship (Exhibitor may use any suitable-wheeled vehicle)

Class L – Obstacle Driving (Exhibitor may use any suitable-wheeled vehicle)

Lots 1 – 5 (Apply to classes H thru L)

1. Miniature Horse
2. Pony
3. Horse
4. Draft Horse
5. Mule or Hinny

Class M – English**Lots 1 – 5**

1. Walk-Trot Pleasure (Horse & Rider may enter a canter class)
2. Pony Pleasure
3. Horse Pleasure
4. Equitation
5. Dressage Suitability

Class N – Open Gaited Pleasure**Lot 1**

1. Horse or Pony, English or Western Style Riding

Class O – Western**Lots 1 – 5**

1. Walk-Trot Pleasure (Horse & Rider may enter a canter class)
2. Pony Pleasure
3. Horse Pleasure
4. Horsemanship
5. Western Riding (Pattern Class)

Class P – Ranch Riding**Lots 1-3**

1. Ranch Walk-Trot (Horse and Rider may enter into canter class)
2. Ranch Riding Rail
3. Ranch Riding Pattern
- 4.

Class Q – Special Classes**Lots 1 – 5**

1. Therapeutic Walk-Trot Pleasure (Any Age, a horse handler is needed for this class in addition to the rider)
2. Beginner Walk-Trot Pleasure (English or Western) Ages 5 – 9
 - a. Rider may not enter in any other canter classes
 - b. Rider may use a horse from the Junior Fair project
3. Golden Age (Age 50+) Walk-Trot
4. Golden Age (Age 50+) Pleasure
5. Golden Age (Age 50+) Driving – to follow driving classes

Class R – Trail Class

Exhibitor may only enter 1 animal in a given lot. (If you show more than 1 animal it has to be in a different lot.)

Lots 1 – 3

1. Therapeutic
2. In-Hand Trail
3. Riding Trail-English or Western Style

Class S – Costume Class (Ribbon Only)**Lot 1**

1. All Ages

Class T – Dressage (This class will run simultaneously with Junior Exhibitors, but judged separately.)

- Rider must declare which test they are riding prior to show day
- Rider may not show in more than two consecutive levels
- Rider may only ride one test in each level

Lots 1 – 4

1. Intro Level Test (walk & trot only)
2. Training Level Test (walk, trot & canter)
3. First Level Test (walk, trot, canter, extension & simple lateral work)
4. Second Level Test (all gaits plus lead changes, collection & more advanced lateral work)

Class-U– Jumping (This class will run simultaneously with Junior Exhibitors but will be judged separately.)**Lots 1–4**

1. In-hand Miniature Horse/Donkey/Mule Hunter Jumping
 - To be judged on style
 - Course with jumps 18” – 30”
2. Hunter Hack (Two jumps not to exceed 18 inches with rail work)
3. Hunter Over Fences Low (Course with jumps not to exceed 2’ 0”)
4. Hunter Over Fences Intermediate (Course with jumps not to exceed 2’ 6”)

Premiums for Open Class: Blue - \$9.00, Red - \$8.00, White - \$7.00, Pink - \$6.00

Open Class – Department #7 Poultry * ATCP 160.17

JUDGING DAY: Saturday at 9:00 am.

- Animal fee of \$1.00 per bird due with entry form.
- Maximum of 25 exhibits per exhibitor.
- Exhibitor/substitute must be present to carry their exhibit to the judge's table.
- Exhibitor MUST clean cages and care for animals daily. Exhibitor is to help with take down and clean up.
- No fowl of any type or class showing symptoms of a contagious disease may be exhibited. The Fair management reserves the right to have any approved veterinarian examine all fowl and exclude any fowl at any time for cause.
- No extra animals may be brought into rabbit / poultry building.
- NO "FOR SALE" signs may be posted on cages or buildings.
- ALL POULTRY, including waterfowl, SHOWN IN PUBLIC EXHIBITION SHALL ORIGINATE FROM FLOCKS designated as "U.S. PULLORUM-TYPHOID CLEAN" under the national poultry improvement plan or from equivalent flocks, or shall have had a negative Pullorum-typhoid test within 90 days of movement to public exhibition. Only sexually mature birds over 4 months of age having a full complement of fully developed adult feathers are required to be tested.
- No poultry, including game birds and pea fowl, will be admitted to poultry building without a certificate of proof of blood testing.

PROOF MUST BE A FLOCK STATUS CERTIFICATE OR INDIVIDUAL TEST PAPERWORK. NO EXCEPTIONS!

Blood testing proof must be submitted on check in day. There will be no blood testing at the fair.

- A BLOOD TEST CLINIC FOR POULTRY will be held at the Fairgrounds. If you want your poultry blood tested at your farm, please contact Extension office. There will be a charge for mileage. Check with fair department superintendent for current blood testing requirements
- No open class birds will be included in the Small Animal Auction.
- All fowl participating in the fun events on Monday must have been exhibited at the fair and have proof of a blood test.
- **Egg exhibits must be from a "Pullorum Typhoid" clean hen, tested prior to the fair.**
- Decorations allowed on or above cages only, no floor decorations.
- Storage area will be provided for supplies, storage in cages is not allowed.
- Call superintendent with any scratched entries ASAP before Fair.

There will be a fun event beginning at 9:00 am in the Coliseum on Monday of the Fair. Events may include: Rabbit Hopping, Rooster Crowing, Turkey Gobbling, Critter Races or Other Fun Events.

Schedule of events will be posted in the Poultry and Rabbit Barn at the start of the Fair.

The Small Animal Auction will start after Fun Event (Approximately 10:00 am)

Chickens "Frizzles" must be shown in their breed class.

American Class:

Class AA – Barred Plymouth Rock
Class AB – White Plymouth Rock
Class AC – Any Other Plymouth Rock

Class AD – Rhode Island Red
Class AE – White Wyandottes
Class AF – Any Other Wyandottes
Class AG – New Hampshire Red

Class AH – Any Other American
(Identify)

Mediterranean Class:

Class AI – White Leghorns
Class AJ – All Brown Leghorns

Class AK – All Minocras
Class AL – Anconas

Class AM – All Other
Mediterranean Class (Identify)

Asiatic Class:

Class AN – Light Brahmas

Class AO – All Other Brahmas

Class AP – Black Cochin Class

Class AQ – White Cochin

Class AR – Buff Cochin

Class AS – All Other Cochin Class

Class AT – Any Other Asiatic
(Identify)**English Class:**

Class AU – Cornish

Class AV – Orpingtons

Class AW – Australorps

Class AX – All Other English
(Identify)**Continental Class:**

Class AY – Polish

Class AZ – Le Flech

Class AZA – Salmon Faverolle

Class AZB – Any Other
Continental (Identify)**Miscellaneous Class:**

Class AZC – Ameraucana

Class AZD – Any Other Standard
Variety**Crossbreds:**

Class AZE – Egg Type

Class AZF – Meat Type

Bantam Chickens – Single Comb Clean Legged Bantams

Class BA – White Plymouth Rock

Class BB – Barred Plymouth Rock

Class BC – All Other Plymouth
Rocks

Class BD – Any Japanese

Class BE – White Leghorn

Class BF – All Brown Leghorn

Class BG – All Other S.C. Leghorns

Class BH – Rhode Island Reds

Class BI – New Hampshire

Class BJ – All Other S.C.C.L.
Bantams**Bantam Chickens – Rose Comb Clean Legged Bantams**

Class BK – White Wyandotte

Class BL – Black Wyandotte

Class BM – All Other Wyandotte

Class BN – Any Rosecomb

Class BO – Any Sebright

Class BP – Any Antwerp Belgian

Class BQ – All Other R.C.C.L.
Bantams**Bantam Chickens – Feather Legged Bantams**

Class BR – Black Cochin

Class BS – White Cochin

Class BT – Buff Cochin

Class BU – All Other Cochin

Class BV – Light Brahma

Class BW – Buff Brahma

Class BX – Dark Brahma

Class BY – Any d'Uccle

Class BZ – Any Silkie

Class BZA – All Other Feather
Legged Bantams**Bantam Chickens – Game Bantams**Class BZB – Black Breasted Red
Old EnglishClass BZC – Silver Duckwing Old
English

Class BZD – Red Pyle Old English

Class BZE – All Other Old English

Class BZF – All Modern Game

Bantam Chickens – All Other Combs Clean Legged Bantams

Class BZG – Any Cornish

Class BZH – Any Polish

Class BZI – Any Ameraucana

Class BZJ – All Other A.O.C.C.L.

Pigeons

Class CA – Homers

Class CB – Rollers

Class CC – Tiplers

Class CD – Tumblers

Class CE – Any Other Performing

Class CF – Carneaus

Class CG – Kings

Class CH – Mondains

Class CI – Any Other Utility

Class CJ – Fantails

Class CK – Frills

Class CL – Modenas

Class CM – Pouters

Class CN – Any Other Fancy

Water Fowl – Ducks**Light Ducks**

Class DA - Any Runner

Class DB - Any other light duck

Medium Ducks

Class DC - Cayuga

Class DD - Any other medium duck

Heavy Duck

Class DE - Pekin

Class DG - Rouen

Class DI - Any other heavy duck

Class DF - Muscovy

Class DH - Saxony

Water Fowl – Bantam Ducks

Class EA – White Calls Bantam Duck

Class EC – Snowy Calls Bantam Duck

Class EE – East India Bantam Duck

Class EB – Gray Calls Bantam Duck

Class ED – Any Other Call Bantam Duck

Class EF – Mallard

Class EG – Any Other Bantam Duck

Water Fowl – Geese

Class FA – Toulouse

Class FC – African

Class FE – All Other Standard Varieties

Class FB – Embden

Class FD – Chinese

Ornamental Birds

Class GA – Pheasant

Class GC – Ornamental Ducks

Class GE – Any Other (Identify on Tag)

Class GB – Peacock

Class GD – Guinea Fowl

Lots 1 – 4 (Used for all Classes AA thru GC)

1. Old Male – Hatched prior to January 1st of Exhibit Year
2. Old Female – Hatched prior to January 1st of Exhibit Year
3. Young Male – Hatched after January 1st of Exhibit Year
4. Young Female – Hatched after January 1st of Exhibit Year

Turkeys

- All turkeys must have their form 9-3 from the hatchery or flock owner where they were purchased.
- Only Birds under 6 months of age may be shown.

Class HA – Broad White

Class HC – Royal Palm

Class HD – All Other Standard Varieties

Class HB – Bronze

Lots 1 – 2

1. Young Male – Hatched after January 1st of Exhibit Year
2. Young Female – Hatched after January 1st of Exhibit Year

Premium: Blue - \$2.00, Red - \$1.75, White - \$1.50, Pink - \$1.25

Eggs – All Eggs must be from Exhibitors Laying Stock & Not Dyed**Class JJ – Eggs**

- Add-write your exhibitor number on the egg with a marker before check in

Lots 1 – 7 (Display in Partial Egg Carton)

- | | |
|------------------------------|----------------------------|
| 1. Standard White Eggs (3) | 5. Bantam Brown Eggs (3) |
| 2. Standard Brown Eggs (3) | 6. Bantam Colored Eggs (3) |
| 3. Standard Colored Eggs (3) | 7. Any Other Eggs (3) |
| 4. Bantam White Eggs (3) | |

Premium: Blue - \$1.75, Red - \$1.50, White - \$1.25, Pink - \$1.00

Open Class – Department #8 Rabbits * ATCP 160.18

JUDGING DAY: Friday at 9:00 am.

- Animal fee of \$1.00 per rabbit due with entry form.
- Maximum of 25 exhibits per exhibitor.
- Exhibitor / substitute must be present to carry their exhibit to the judge's table, and MUST clean cages and care for animals daily.
- No extra animals may be brought into rabbit / poultry building. No "For Sale" signs allowed on cages, exhibits or in buildings.
- Decorations allowed on or above cages only, no floor decorations.
- Storage area will be provided for supplies. Storage in cages is not allowed.
- Tattooing is required for Open Class Rabbits.

Rabbits – Purebred (Individual Rabbits Only)**Fancy Breeds (Four Class)**

| | | |
|---------------------------------|--------------------------------|----------------------------------------------------|
| Class AA – American Sable | Class AJ – Dwarf Hotot | Class AS – Rex, Any Other |
| Class AB – Angora Class | Class AK – Jersie Woolie | Class AT – Silver Martin |
| Class AC – Dutch, All Varieties | Class AL – Lilac | Class AU – Mini Satin, Colored |
| Class AD – English Spot | Class AM – Mini Lop | Class AV – Mini Satin, White |
| Class AE – Florida Whites | Class AN – Mini Rex, Broken | Class AW – Lion Head |
| Class AF – Fuzzy Lop | Class AO – Mini Rex, Any Other | Class AX – Any Other Fancy, Purebred (Identify) |
| Class AG – Havana | Class AP – Netherland Dwarf | |
| Class AH – Himalayan | Class AQ – Polish | |
| Class AI – Holland Lop | Class AR – Rex, Broken | |

Lots 1 – 4 * Classes AA thru AX

- | | |
|-----------------------|------------------------|
| 1. Buck Over 6 Months | 3. Buck Under 6 Months |
| 2. Doe Over 6 Months | 4. Doe Under 6 Months |

Commercial Breed (Six Class)

| | | |
|--------------------------------|---------------------------------|---------------------------------------------------------|
| Class BA – American Chinchilla | Class BF – Flemish Giant | Class BK – Satin, Colored |
| Class BB – Californian Rabbit | Class BG – French Lop | Class BL – Satin, White |
| Class BC – Crème D'argent | Class BH – New Zealand, Colored | Class BM – Silver Fox |
| Class BD – Checkered Giant | Class BI – New Zealand, White | Class BN – Any Other Commercial, Purebred (Identify) |
| Class BE – English Lop | Class BJ – Palomino | |

Lots 1 – 6 * Classes BA thru BN

- | | | |
|------------------------------|------------------------------|-------------------------------|
| 1. Buck Over 8 Months of Age | 3. Buck 6 to 8 Months of Age | 5. Buck Under 6 Months of Age |
| 2. Doe Over 8 Months of Age | 4. Doe 6 to 8 Months of Age | 6. Doe Under 6 Months of Age |

Class CC – Rabbit Pen**Lot 1**

1. Rabbit Pen (3 rabbits, same breed & same color, under 69 days and not over 5 pounds)

Premiums: Blue - \$2.00, Red - \$1.75, White - \$1.50, Pink - \$1.25

Open Class – Department #9 Open Dog Fun Show

- Show will be held Wednesday, opening night of the fair, at 5:00 pm in the Crawford Center.
- Contact the fair office for more information.

Open Class – Department #14 Plants & Soil Science * ATCP 160.21

JUDGING DAY: Thursday at 9:00 am in the Farmers Exhibition Building

Check in is Wednesday 9 am thru 8 pm in the Farmers Exhibition Building

- Judging of hay samples, haylage & corn silage will be on Friday at 1:00 pm
- Variety grains are to be LABELED as to the kind: Sheaf Grains, Hay and Corn.
- All Entries must be from the CURRENT YEAR crop. Exceptions are stated in Lot Descriptions.
- Sheaf samples should be tied below the heads and near the bottom end. They should be 3” in diameter below the head. No roots.
- Legumes must be thoroughly cured.
- Stalks of corn should be uniform in height and size and developed ears. There should be five stalks, tied together with no roots.
- Hay is leafy and of good color with fine stems and must be entirely free from mold and thoroughly cured.
- Exhibitors are to bring a full bale of hay. The sample will be taken out of the bale for testing. After testing, the sample of hay will be placed in a clear plastic bag.
- Grasses – do not strip leaves.

Class A – Baled Hay & Haylage / Corn Silage**Lots 1 – 6**

1. Alfalfa, a full bale of hay, may include grasses, First crop
2. Alfalfa, a full bale of hay, may include grasses, Second crop
3. Alfalfa, a full bale of hay, may include grasses, Third crop
4. Haylage – 1st crop should be in a 1 gallon zip-lock bag.
5. Haylage – 2nd crop should be in a 1 gallon zip-lock bag.
6. Corn Silage, should be in a 1 gallon zip-lock bag.

Class B – Threshed Grain & Dried Corn (Should be in a 1 gallon zip-lock bag. * May be last years crop.)**Lots 1 – 12**

- | | | |
|-----------------------------|------------------------------------|-----------------------------------|
| 1. Barley, any variety | 5. Corn, 85 to 90 Days * | 9. Oats, any variety of late oats |
| 2. Soybeans, 1.69 & Under * | 6. Corn, 90 to 95 Days * | 10. Rye, any variety |
| 3. Soybeans, 1.70 & Up | 7. Corn, 95 to 100 Days * | 11. Wheat, Spring, any variety |
| 4. Corn, 80 to 85 Days * | 8. Oats, any variety of early oats | 12. Wheat, Winter, any variety |

Class C – Sheaf Grains (no roots)**Lots 1 – 9**

- | | | |
|----------------|---------------------------------|---------------------------------|
| 1. Barley | 4. Rye, Winter | 7. Wheat, Spring |
| 2. Oats, Early | 5. Soybeans, Green 1.69 & Under | 8. Wheat, Winter |
| 3. Oats, Late | 6. Soybeans, Green 1.70 & Up | 9. Any other Variety (Identify) |

Class D – Sheaf Grasses (cured or dried)**Lots 1 – 9**

- | | | |
|-------------------|-----------------|---------------------------------|
| 1. Alfalfa, dried | 4. Canary Grass | 7. Sweet Clover |
| 2. Alsike Clover | 5. Red Clover | 8. Timothy |
| 3. Brome Grass | 6. Sudan Grass | 9. Any other Variety (Identify) |

Class E – Corn (6 Ear Sample Husk & remove all silk and stems, DO NOT CUT TIPS!)**Lots 1 – 19**

- | | |
|----------------------------------|-------------------------------------------------------------------------------------|
| 1. Hybrid, 80 Day Maturity | 11. Miniature Ornamental or Indian, leave husks on, peeled back to hang for display |
| 2. Hybrid, 85 Day Maturity | 12. Ornamental or Indian Corn, leave husks on, peeled back |
| 3. Hybrid, 90 Day Maturity | 13. Sweet Corn, Early |
| 4. Hybrid, 95 Day Maturity | 14. Sweet Corn, Late |
| 5. Hybrid, 100 Day Maturity | 15. Wisconsin Hybrid |
| 6. Popcorn, Red Rice | 16. Any Other Hybrid Variety (Identify) |
| 7. Popcorn, White | 17. Best Single Ear, Field Corn |
| 8. Popcorn, Yellow | 18. Best Single Ear, Popcorn |
| 9. Popcorn, Any other Variety | 19. Best Single Ear, Sweet Corn |
| 10. Any Other Variety (Identify) | |

Class F – Corn Stalks (5 stalks, No roots). Stalks must have cobs.**Lots 1 – 5**

- | | | |
|---------------------------|------------|---------------|
| 1. Hybrid, 89 Day & Under | 3. Popcorn | 5. Sweet Corn |
| 2. Hybrid, 90 Day & Over | 4. Silage | |

Class G – Potatoes (6 Specimens)**Lots 1 – 14**

- | | | |
|-------------------|-------------------|----------------------------------|
| 1. Bute Blue | 6. Norland, Red | 11. White Sebago |
| 2. Irish Cobbler | 7. Red Pontiac | 12. Yukon Gold |
| 3. Kennebec | 8. Russet Burbank | 13. Viking |
| 4. Norgold Russet | 9. Russet Sebago | 14. Any other Variety (Identify) |
| 5. Norkota | 10. Superior | |

Premium Class A-G: Blue - \$2.00, Red - \$1.75, White - \$1.50, Pink - \$1.25

Class H – Vegetables

- TO HELP you prepare your vegetable for the Fair, read Circular A 3306, Exhibiting and Judging Vegetables. The circular may be obtained from the Extension Office at the Shawano Courthouse or online at <https://www.extension.purdue.edu/extmedia/4h/4-h-970-w.pdf>
- Vegetable exhibits are to consist of one specimen unless a number is specified.
- All root vegetable tops are to be 1 to 2 inches long and tap roots cut to ½ to 1 inch in length

Lots 1 – 92

1. Beans, Green – 10 Beans
2. Beans, Lima – 10 Beans
3. Beans, Yellow Snap – 10 Beans
4. Beans, Purple – 10 Beans
5. Beets, Pickling (5) 1” to 2” in diameter
6. Beets, Slicing (5) 2 ½” to 3 ½” in diameter
7. Broccoli – 1 Head or 3 stems to form 3” head
8. Brussel Sprouts (8)
9. Cabbage, Cone Shaped
10. Cabbage, Shaped
11. Cabbage, Red
12. Cabbage, Chinese
13. Cabbage, Savoy
14. Carrots, Half Longs (5)
15. Carrots, Long (5)
16. Carrots, Oxheart (5) Tops should be 1” long
17. Cauliflower
18. Celery, 1 Bunch (do not put in water)
19. Cucumbers, Sweet Pickling (3) 1 ½” to 2 ½” Long, up to ¾” in diameter
20. Cucumbers, Dill Size (3)
21. Cucumber, (3) 2 ½” to 3 ½” long & ¾” to 1 ½” in diameter
22. Cucumber, Slicing, (3) 6” to 8” Long & Not to exceed 2 ½” in diameter
23. Cucumber, Slicing Burpless (3)
24. Cucumbers, Ripe (3)
25. Cucumbers, Any other Variety (3)
26. Egg Plant (2)
27. Garlic Buds (3)
28. Kohlrabi, Blue / Purple (3)
29. Kohlrabi, Green (3)
30. Leeks (3)
31. Lettuce (5 in zip lock bag)
32. Lettuce, Head
33. Muskmelon, Ribbed
34. Muskmelon, Smooth Netted
35. Melon, Honeydew
36. Onions, Red (3)
37. Onions, Spanish (3)
38. Onions, White (3)
39. Onions, Yellow (3)
40. Onions, Pickling (1 quart)
41. Turnip (3)
42. Watermelon, Round Small, 2” green
43. Watermelon, Round Large, 2” green stem
44. Watermelon, Long, 2” green stems
45. Watermelon, Long Striped, 2” green stems ers,
46. Onions, bunching (6) 7” to 8” long
47. Parsnip (3)
48. Peas in Pod, 1 pint, Stem attached
49. Peanuts, 2 Bunches
50. Peppers, Green Bell (3)
51. Peppers, Red Bell (3)
52. Peppers, Purple Bell (3)
53. Peppers, Yellow Bell (3)
54. Peppers, Yellow Sweet (3)
55. Peppers, Yellow Banana (3)
56. Peppers, Hot, Green (3)
57. Peppers, Hot, Red (3)
58. Peppers, Hot, Yellow (3)
59. Peppers, Jalapeno (3)
60. Pumpkin, Pie (smooth skin) with Stem
61. Pumpkin, Pie (rough skin) with Stem
62. Pumpkin, Jack-O-Lantern
63. Pumpkin, Large White
64. Pumpkin, Giant (name variety)
65. Pumpkin, Peanut
66. Pumpkin, Flat Stackers (any color)
67. Pumpkin, Warty
68. Radish, Summer, Red (3)
69. Radish, Summer, White (3)
70. Rhubarb, 3 Stalks (Remove green leaf blade 1” from attachment)
71. Rutabagas, Purple Top (2)
72. Squash, Buttercup (stem attached)
73. Squash, Butternut (stem attached)
74. Squash, Acorn (stem attached)
75. Squash, Delicata (stem attached)
76. Squash, Mooregold (stem attached)
77. Squash, Blue Hubbard (stem attached)
78. Squash, Hubbard, Green (stem attached)
79. Squash, Zucchini (1) stem attached
80. Squash, Any other Summer Variety (stem attached)
81. Squash, Any other Variety not listed (stem attached)
82. Swiss Chard (2 stems in zip lock bag)

83. Tomatoes, Cherry (3) stems removed
84. Tomatoes, Yellow Cherry (3)
85. Tomatoes, Red Italian (3) stems removed
86. Tomatoes, Small Red Patio (3) stems removed
87. Tomatoes, Large Red (3) stems removed
88. Tomatoes, Large Yellow (3) stems removed
89. Tomatoes, Red Pear (3) stems removed
90. Tomatoes, Small Yellow, (3) stems removed
91. Tomatoes, Small Yellow Pear Shaped (3) stems removed
92. Any Other Vegetable Not Listed (Identify on tag)

Class I – Herb

(Display to consist of 6 leaves or sprigs in a bunch. All herbs must be in a zip-lock bag. No roots are to remain on.)

Lots 1 – 12

1. Basil, leaves only (zip lock bag)
2. Caraway
3. Chives (zip lock bag)
4. Dill, 6” stems
5. Mint
6. Oregano (zip lock bag)
7. Parsley (zip lock bag)
8. Rosemary
9. Sage, leaves only (zip lock bag)
10. Sweet Marjoram (zip lock bag)
11. Thyme (zip lock bag)
12. Any other Variety Not Listed (Identify)

Class J – Miscellaneous

Lots 1 – 3

1. Ginseng Root
2. Horseradish Root
3. Tobacco (1 plant, roots removed)

Class K – Special Class

(Largest, Tallest, Unusual & Odd Shaped Entries)

Lots 1 – 25

1. Beet, Largest (1)
2. Beet, Most Unusual (1)
3. Cabbage, Largest Head
4. Freak Ear of Corn
5. Garden Sunflower
6. Garden Sunflower, most heads
7. Garden Sunflower, tallest, most heads
8. Gourd, Decorative (2)
9. Gourd, Crooked Neck, Odd Shaped (1)
10. Kohlrabi, Largest (1)
11. Largest Sunflower Head
12. Largest Vegetable Not Listed (Identify)
13. Longest Alfalfa Root
14. Mangel Wurtzels (2)
15. Most Unusual Carrot
16. Most Unusual Group of Carrots (2 carrots or more)
17. Most Unusual Vegetable (1) Odd Shaped, Freaks, Multiple Growths, Etc.
18. Potato, Largest (1)
19. Potato, Most Unusual (1)
20. Pumpkin, Largest, Entire Fruit, 2” stem
21. Pumpkin, Miniature (2)
22. Squash, Largest, 2” stem (excluding Zucchini)
23. Tallest Corn Stalk (no roots)
24. Tallest Sunflower & Stalk (no roots)
25. Watermelon, Largest, 2” stem

Premium Class H - K: Blue - \$1.75, Red - \$1.50, White - \$1.25, Pink - \$1.00

Class L – Garden Box

Lot 1

1. Garden Box

Garden Box Details

- Each entry must contain 3 of the vegetables in group A & 3 of the vegetables in group B. Each exhibitor will be limited to one entry from their garden. The products for each must have been grown by the exhibitor.

- Entries shall consist of a collection of vegetables to fit a container about 2 feet square and 4 inches deep. Container is furnished.

Group A (3)

| | | |
|-------------------|--------------------------------|----------------------------|
| 6 Carrots | 10 Green Beans (not processed) | 1 Zucchini |
| 4 Dry Onions | 3 Tomatoes (Any Variety) | 3 Sweet Corn (Ears Peeled) |
| 1 head of Cabbage | Watermelon | |

Group B (3)

| | | | |
|------------|------------------------|---------------|--------------------|
| 1 Rutabaga | 3 Green Peppers | 3 Red Peppers | 1 Head of Broccoli |
| 1 Squash | 3 Kohlrabi | 3 Parsnips | 1 Pie Pumpkin |
| 2 Turnips | 1 Potted Parsley Plant | 4 Potatoes | |

Premium: Blue - \$5.50, Red - \$4.50, White - \$3.50, Pink - \$2.50

Class M – Apples (Apples – 5 specimens, Crab Apples – 8 Specimens)**Lots 1 – 34**

| | | |
|-----------------------|---------------------|---------------------------------------------------|
| 1. Anoka | 14. Honeygold | 27. Sweet Tango |
| 2. Beacon | 15. Jonathan | 28. Wolf River |
| 3. Calville | 16. Macoun | 29. Wealthy |
| 4. Connell Red | 17. McIntosh | 30. Yellow Transparent |
| 5. Cortland | 18. Melba | 31. Zestar |
| 6. Crab, Whitney | 19. Northern Spy | 32. Any Other Variety, Red (Identify) |
| 7. Delicious, Red | 20. N.W. Greening | 33. Any Other Variety, Yellow or Green (Identify) |
| 8. Delicious, Yellow | 21. Prairie Spy | 34. Largest Apple Any Variety (Identify) |
| 9. Duchess of Oleburg | 22. Rome Beauty | |
| 10. Fireside | 23. Spartan | |
| 11. Gala. | 24. State Fair | |
| 12. Haralson | 25. Stayman Winesap | |
| 13. Honeycrisp | 26. Sweet Sixteen | |

Premium: Blue - \$2.50, Red - \$2.25, White - \$2.00, Pink - \$1.50

Class N – Apple Variety (Display to consist of 1 Apple of 5 different varieties)**Lots 1 – 2**

1. Red Apple Variety (Identify)
2. Yellow or Green Apple Variety (Identify)

Premium: Blue - \$5.50, Red - \$4.50, White - \$3.50, Pink - \$2.50

Class O – Other Fruits (Display to consist of 5 Specimens, Grapes – 2 bunches)**Lots 1 – 13**

| | |
|--------------------------------------------|---------------------------------------------|
| 1. Apricots | 8. Pears, Bartlette |
| 2. Grapes, Any variety of Blue (Identify) | 9. Pears, Any other Variety (Identify) |
| 3. Grapes, Any variety of Red (Identify) | 10. Plums, Any variety of Blue (Identify) |
| 4. Grapes, Any variety of Green (Identify) | 11. Plums, Any variety of Red (Identify) |
| 5. Grapes, Any variety of White (Identify) | 12. Plums, Any variety of Yellow (Identify) |
| 6. Grapes, Wild (2 bunches) | 13. Nuts, Any Kind, 1 Pint (Identify) |
| 7. Peaches, Any variety (Identify) | |

Class P – Small Fruits (Pint Specimens)**Lots 1 – 4**

1. Ground Cherries (Husked)
2. Raspberries, Ever Bearing
3. Strawberries, Ever Bearing
4. Any other Small Fruits not listed above (Identify)

Class Q – Township Display**Lot 1****1. Township Display**

Premium: Blue - \$2.00, Red - \$1.75, White - \$1.50, Pink - \$1.25

Class R – Kids Cabbage Patch

- Open to Kids 10 & Under
- No Entry Fee Required
- Ribbons Only

Lots 1 – 3

1. Biggest Cabbage
2. Cabbage Character
3. Decorated Cabbage

**Open Class – Department #15
Flowers & House Plants * ATCP 160.22**

JUDGING DAY: Friday at 9:00 am in the Farmers Exhibition Building

Check in is Wednesday 5 pm thru 8 pm & Thursday Noon thru 8 pm in the Farmers Exhibition Building

- All flowers entered must be grown by the exhibitor, except for wildflowers
- Do not mix wildflowers with garden flowers; enter wildflowers in their own category.
- Feel free to attach planting tag to entry. This will aide in proper ID of entries.
- All entries should have containers that are heavy enough to support the entry. All containers should be clean and unbroken.
- Hanging exhibits must weigh 15 pounds or less.

Class A – Cut Flowers

- All flowers entered must have been grown by the exhibitor. Display to consist of 1,2, or 3 stems or blooms, additional greens may be included, but should be from the same plant. No duplicate lot entries, per household, if from same plant.

Lots 1 – 81

- | | |
|-----------------------------------------------|----------------------------------|
| 1. Ageratum | 10. Celosia |
| 2. Amaranthus | 11. Chrysanthemum, Garden |
| 3. Aster | 12. Cleome |
| 4. Bachelor Button | 13. Cockscomb |
| 5. Balsam | 14. Cone Flower, Any other Color |
| 6. Begonia, Tuberous | 15. Cone Flower, Purple or White |
| 7. Calendula | 16. Coreopsis |
| 8. Calibrocha/Million Bells, Single or Double | 17. Cosmos |
| 9. Canna | 18. Dahlias, 4” and Over |

19. Dahlias, Cactus
20. Dahlias, Single open row of petals
21. Dahlias, Under 4"
22. Daisy, Shasta
23. Delphinium, Larkspur
24. Dianthus, Double
25. Dianthus, Single
26. Gaillardia
27. Garden Sunflower
28. Geranium, Double, Cut Flower
29. Geranium, Single, Cut Flower
30. Geranium, Trailing, Cut Flower
31. Gladiolus, All one Color, 3 Spikes
32. Gladiolus, Dark Shades, 1 spike
33. Gladiolus, Mixed Colors, 3 Spikes
34. Gladiolus, Pastel Shades, 1 spike
35. Gladiolus, Streaked, 1 spike
36. Gladiolus, Tiny Tot, 1 spike
37. Gladiolus, Unique Color, 1 spike
38. Gomphrena
39. Helichrysum, Straw Flowers
40. Hydrangea, Annabelle
41. Hydrangea, Any Other (Identify on Tag)
42. Lilies, Calla
43. Lilies, Day
44. Lisianthus
45. Mallow, Lavatera / Malva
46. Marigold, Dwarf (Multi Colored)
47. Marigold, Dwarf (Orange)
48. Marigold, Dwarf (Yellow)
49. Marigold, Large (Orange)
50. Marigold, Large (Yellow)
51. Marigold, Large (Any Other Color)
52. Nasturtium
53. Pansies/ Violas
54. Petunia, Double
55. Petunia, Single
56. Phlox, Perennial
57. Roses, Climbing
58. Roses, Cream or White
59. Roses, Miniature
60. Roses, Any Shade of Pink
61. Roses, Any Shade of Red
62. Roses, Rugosa
63. Roses, Variegated
64. Roses, Any Shade of Yellow
65. Roses, Any Other Shade
66. Rudbeckia (Black Eye Susan)
67. Salvia, Blue
68. Salvia, Purple
69. Salvia, Red
70. Salvia, Any other Color
71. Sedum
72. Snapdragon
73. Sweet Pea
74. Verbena
75. Zinnia, Cactus Flowered
76. Zinnia, Large over 3.5" (not including 3.5")
77. Zinnia, Miniature under 1.5"
78. Zinnia, Small 1.5" to 3.5"
79. Any other Cut Flower, Annual, not listed (Identify)
80. Any other Cut Flower, Perennial, not listed (Identify)
81. Any other Flowering Shrub

Premium: Blue - \$1.75, Red - \$1.50, White - \$1.25, Pink - \$1.00

Class B – Bouquets

- All flowers entered must have been grown by the exhibitors except for wildflowers.
- Do not mix wildflowers with garden flowers; put wildflowers in their own category.
- Do not include Ragweed, state protected wildflowers or invasive flowers
- Bouquets to consist of 5 or more stems or blooms. Bouquets are to be viewed from all sides
- Arrangements should have an oasis or some other form of stability, otherwise it will be disqualified.

Lots 1 – 7

1. Bouquet of Mixed Fresh Garden Flowers
2. Bouquet of Mixed Fresh Garden Flowers of ONE Color
3. Bouquet of Mixed Fresh Wild Flowers
4. Bouquet of Mixed Dried Flowers or Pods
5. Bouquet of Fresh Garden Flowers, One Variety
6. Bouquet of Dried Wild Flowers
7. Bouquet of Fresh Wild Flowers, One Variety

Premium: Blue - \$2.50, Red - \$2.25, White - \$2.00, Pink - \$1.50

Class C – Arrangements

- Open to Amateurs Only
- Arrangements are to be viewed from all sides. Exception: Corsages or Wall Hanging
- Exhibitor must provide own container for exhibit. All flowers must have been grown by the exhibitor (except wildflowers). No artificial flowers.
- Arrangements should have an oasis or some other form for stability, otherwise it will be disqualified.

Lots 1 – 10

1. Corsage, Any Occasion, Fresh Flowers
2. Creative Imagination, Unusual Arrangement
3. Fall Beauty, Arrangement of Dried Garden Flowers
4. Dried Wildflower Arrangement
5. Foliage Arrangement, Foliage Only
6. Julia Child Arrangement, Utilizing a Cooking Utensil
7. Mug Arrangement, Any Holiday, Fresh Flowers
8. Mug Arrangement, Dried Garden Flowers
9. Mug Arrangement, Other than Holiday, Fresh Flowers
10. Wall Hanging, Swag, Wreath – Dried or Fresh Flowers

Premium: Blue - \$3.00, Red - \$2.50, White - \$2.00, Pink - \$1.50

Class D – Potted Plants

- All Plants must have been growing in pots long enough to become well established before Exhibition.
- All Plants must be free from lice and mites and all pots must be thoroughly cleaned before being brought in the exhibition building. Pot should not be cracked or broken.
- Plants are not to be sprayed with leaf shine or other sprays.

Lots 1 – 37

- | | |
|------------------------------------------|---------------------------------------------------------------------|
| 1. African Violet | 23. Peace Lily |
| 2. Begonia, Semperflorens or Wax | 24. Philodendron |
| 3. Begonia, Tuberous | 25. Single Herb (Identify) |
| 4. Begonia, any other Variety (Identify) | 26. Snake or Mother-in-Law's Tongue |
| 5. Cactus, Christmas | 27. Spider Plant |
| 6. Cactus, Large over 10" | 28. Succulent |
| 7. Cactus, Small under 10" | 29. Succulent Garden, 3 or more Succulents (Identify) |
| 8. Coleus | 30. Terrarium |
| 9. Fairy Garden | 31. Unusual Potted Plant, must be Identified |
| 10. Fern, Boston | 32. Climbing or Trailing Plant other than already listed (Identify) |
| 11. Fern, any other Variety (Identify) | 33. Combo Pot, 3 or more Flowering Plants (Identify) |
| 12. Geranium, Trailing or Ivy | 34. Combo Pot, 3 or more Foliage only Plants (Identify) |
| 13. Geranium, Upright | 35. Combo Pot, 3 or more Plants, (flowering/foilage) (Identify) |
| 14. Herb Combo Pot | 36. Any other Flowering Plant, not previously listed (Identify) |
| 15. Hoya Plant | 37. Any Plant grown for Foliage, not previously listed (Identify) |
| 16. Impatiens, Regular | |
| 17. Impatiens, Rosette-Double | |
| 18. Impatiens, Sunshine or New Guinea | |
| 19. Ivy, Any Variety (Identify) | |
| 20. Jade Plant | |
| 21. Mandevilla | |
| 22. Orchid | |

Premium: Blue - \$2.00, Red - \$1.75, White - \$1.50, Pink - \$1.25

Open Class – Department #16 Natural Sciences * ATCP 160.23

JUDGING DAY: Thursday at 9:00 am in the Farmers Exhibition Building

Check in is Wednesday 9 am thru 8 pm in Farmers Exhibition Building

- All honey must be the product of bees owned by the exhibitor. Extracted honey must be of last year's production.
- Extracted honey to be exhibited in 1 Glass Pint Jar.

Class A – Honey (1 glass pint Jar)

Lots 1 – 4

- | | |
|---------------------|-----------------------|
| 1. Wildflower Honey | 3. Sweet Clover Honey |
| 2. Basswood Honey | 4. White Honey |

Class B – Maple Syrup

- Must have been produced by exhibitor from current season's crop
- Syrup entries will be opened and sampled. Jars must be resealable.

Lots 1 – 4

- | | |
|------------------------------------------------|-------------------------------------|
| 1. Maple Syrup (light color), 1 Pint Glass Jar | 3. Pure Maple Syrup Candy, 3 Pieces |
| 2. Maple Syrup (dark color), 1 Pint Glass Jar | 4. Maple Crème |

Premium: Blue - \$2.50, Red - \$2.25, White - \$2.00, Pink - \$1.50

Open Class – Department #18 Cultural Art * ATCP 160.24

JUDGING DAY: Friday at 9:00 am in the Commercial Building

Check in is Wednesday 5 pm thru 8 pm & Thursday Noon to 8 pm

- All work must be original work of the exhibitor, within the current year, no paint by number, unless specified.
- Exhibitor must not have received a prize on the same exhibit at a previous fair.
- **ALL PAINTINGS AND GRAPHICS MUST BE SIGNED AND DATED BY THE ARTIST. SIGNATURE MUST BE COVERED BEFORE YOU ENTER IT.**
- Pictures must be framed and must have permanent hangers or screws with wire ready to be hung. (Frames must be in good shape – not fall apart when handled).
- Exception: canvas wrapped pictures do not need frame if not meant to be hung that way.
- All other items meant to be hung should be equipped to do so.

Class A – Oil or Acrylic

Class B – Water Color or Tempera

Class C – Pastel or Crayon

Class D – Colored Pencil

Lots 1 – 25

- | | | |
|---------------------|------------------------------|------------------------|
| 1. Abstract | 5. Bird / Butterfly / Insect | 9. Flowers |
| 2. Animal, Domestic | 6. Cartoon | 10. Fruit or Vegetable |
| 3. Animal, Wildlife | 7. Depth of Field | 11. Landscape, Autumn |
| 4. Architecture | 8. Farm Scene | 12. Landscape, Spring |

- | | | |
|-----------------------------|-------------------------|------------------------------------------------------|
| 13. Landscape, Summer | 18. Portrait | 23. Transportation |
| 14. Landscape, Winter | 19. Shawano County Fair | 24. Collection of 3 or more to be used as a group |
| 15. Marine | 20. Shawano County View | 25. Any other not listed |
| 16. Moonlight / Night Scene | 21. Still Life | |
| 17. Paint by Number Kit | 22. Sunrise or Sunset | |

Class E – Graphic Lots

Includes Ink, Chalk, Charcoal, Pencils, Colored Pencil. Art may be matted.

Lots 1 – 14

- | | | |
|---------------------|-----------------------------------------|-----------------------------------------|
| 1. Abstract | 6. Greeting Cards, 3 in zip lock bag | 11. Sketchbook – Minimum of 12 Pages |
| 2. Animal | 7. Ink Drawing | 12. Silk Screening (3) |
| 3. Birds | 8. Landscape | 13. Still Life |
| 4. Contemporary Art | 9. Portrait | 14. Any Other |
| 5. Etchings (3) | 10. Scratch Picture (no kits) | |

Class F – Other Painted Articles**Lots 1 – 10**

- | | | |
|---------------------------|-------------------------------|------------------------------------------------|
| 1. Saw Blade, Painted | 5. Painted Glass Item | 9. Textile Painted Article |
| 2. Painting on Wood | 6. Stenciled Article on Wood | 10. Any other Painted Article, Mixed Medium |
| 3. Tole Painting on Metal | 7. Stenciled Article on Cloth | |
| 4. Tole Painting on Wood | 8. Stenciled Article on Metal | |

Class G – Candles**Lots 1 – 4**

- | | |
|------------------------|-----------------------------------|
| 1. Candle, Cut Out | 3. Candle, Sand |
| 2. Candle, Hand Molded | 4. Candle, Wedding, Holiday, Etc. |

Class H – Ceramics (Items must be initialed and dated)**Lots 1 – 14**

- | | | |
|-----------------------------------|-------------------------------------------------|----------------------------------------------|
| 1. Clay Item, Hand Formed | 7. Item with Decal | 12. Porcelain Item |
| 2. Glazed Item | 8. Item with Free Painting | 13. Bisque Item Using Chalks |
| 3. Under Glazed Item | 9. Item Using Combination of Glazes & Stains | 14. Item with Special Effects with Glazes |
| 4. Stained on Bisque Item | 10. Item Using Creative Designs | |
| 5. Item Using Dry Brushing | 11. Item Made on a Potter's Wheel | |
| 6. Item Using Over Glaze (Luster) | | |

Class I – Plaster Craft**Lots 1 – 3**

- | | | |
|-----------|------------|-----------|
| 1. Animal | 2. Figures | 3. Plaque |
|-----------|------------|-----------|

Class J – Paper Art, Original Item**Lots 1 – 5**

- | | | |
|---------------------------------|-------------------------------------|--------------------------------|
| 1. Paper Creative Twist Article | 3. Paper Folded Article | 5. Paper Folded Cut-out Design |
| 2. Paper Flowers | 4. Paper Mache Article, at least 8" | |

Class K – Paper Art, Made from Kit**Lots 1 – 5**

- | | | |
|---------------------------------|-------------------------------------|--------------------------------|
| 1. Paper Creative Twist Article | 4. Paper Mache Article, at least 8" | 5. Paper Folded Cut-out Design |
| 2. Paper Flowers | | |
| 3. Paper Folded Article | | |

Class L – Wall Hanging**Lots 1 – 15**

- | | | |
|------------------------------|----------------------------------------|------------------------------|
| 1. Collage | 7. Picture Made with Cloth, Felt, Etc. | 10. Picture Painted on Cloth |
| 2. Diamond Dots Picture | | 11. Picture Painted on Wood |
| 3. Latch Hooked | 8. Picture Made with Pressed Flowers | 12. Quilled Picture |
| 4. Metal Wall Hanging | | 13. Stained Glass |
| 5. Mosaic | 9. Picture Made with Natural Materials | 14. String Picture |
| 6. Picture Made with Buttons | | 15. Tissue Art |

Class M – Miscellaneous

- All cards and envelopes must be in zip lock bags.

Lots 1 – 66

- | | |
|---------------------------------------------------------|------------------------------------------------------------------------------------------------------|
| 1. Basket Weaving, Flat Splint | 30. Mobile, Using any Material |
| 2. Basket Weaving, Miniature | 31. Mop Doll |
| 3. Basket Weaving, Natural | 32. Mosaic Item |
| 4. Basket Weaving, Round Reed | 33. Nature Craft using Natural Materials |
| 5. Bottle Craft | 34. Plastic Canvas Art |
| 6. Christmas Decoration | 35. Puppet – Cloth, Paper, String |
| 7. Decorated Jar (Mason, Ball, Etc.) | 36. Rosemaling – Any Article |
| 8. Decorated Re-Nuzit Air Freshener | 37. Rubber Stamped Birthday Cards with Envelopes (4) |
| 9. Decoupage Picture | 38. Rubber Stamped Cards, Any Holiday with Envelopes (4) |
| 10. Decoupage, Any Other | 39. Rubber Stamped Cards, Any Other Occasion with Envelopes (4) |
| 11. Dream Catcher | 40. Computer Generated Greeting Cards with Envelopes (4) |
| 12. Duct Tape Art | 41. Any other Rubber-Stamped Item Not Previously Listed |
| 13. Easter Decoration | 42. Sand Art |
| 14. Eggery – Duck, Goose, Turkey, Chicken Or Ostrich | 43. Scale Model, Any Other from Kit |
| 15. Etched Glass, Any Item | 44. Scrapbook |
| 16. Felt Craft | 45. Scrap Craft |
| 17. Foam Art | 46. Recycled Item (attach a 3" x 5" card with description of what Item was and what the new use is.) |
| 18. Glass Art, Any Other Item | 47. Shell Craft |
| 19. Garden Art for Outdoor Use | 48. Silk Flower or Artificial Arrangement, Holiday |
| 20. Gift Wrapped Box, 5" x 7" or Larger | 49. Silk Flower or Artificial Arrangement, Special Occasion |
| 21. Greeting Cards, Mixed Medium with Envelopes (4) | 50. Silk Flower or Artificial Arrangement, Everyday Use |
| 22. Gourds, Dry, Hand Painted (1 Large or 3 small) | 51. Stained Glass Item |
| 23. Gourd Art, Any Other | |
| 24. Halloween Decoration | |
| 25. Jewelry, Any Medium | |
| 26. Leather or Imitation Leather, Any Article (no kits) | |
| 27. Macrame' Item | |
| 28. Memory Board | |
| 29. Metal Craft | |

- | | |
|-------------------------------------------------------------|----------------------------------------------|
| 52. Soap Carving | 59. Wood Burning |
| 53. Special Occasion Craft for use at Wedding, Shower, Etc. | 60. Woodcarving |
| 54. Teddy Bear, Not Purchased | 61. Wreath, Any Artificial Material |
| 55. Teddy Bear, Purchased, Dressed by Exhibitor | 62. Wreath, Outdoor |
| 56. Thanksgiving Decoration | 63. Any Other Computer-Generated Art |
| 57. Tie Dye, Any Article (on hanger if needed) | 64. Handcrafted item from Recyclables |
| 58. Vegetable Art (no ripe tomatoes please) | 65. Refurbished / Refinished Item (not wood) |
| | 66. Any Other Item Not Listed (Identify) |

Premium: Blue - \$3.00, Red - \$2.50, White - \$2.00, Pink - \$1.50

Open Class – Department #19 Antiques * ATCP 160.25

JUDGING DAY: Thursday at 9:00 am in the Commercial Building
Check in is Wednesday 9 am thru 8 pm in the Commercial Building
Limit of 50 Entries Per Exhibitor in This Department!

- No article entered and receiving a prize in previous years is eligible for competition, ever again.
- Antiques must be more than 50 years old.
- The judge reserves the right to determine whether an article is worthy of exhibition. In case an article is in poor condition, but is valuable because of age or rarity, these factors will be taken into consideration when being judged. Badly damaged articles should not be entered.
- All articles will be in a locked area. **You enter these items at your own Risk!**
- All claim checks and description on paper to identify with Entry Number, Class and Lot, are necessary to claim your items.
- In preparation of the exhibit, please clean or polish before entering. Please tape covers securely to item.
- Entry tags are to be securely fastened to item before arriving at the exhibit area. Any information may be attached to entry tag on a 3" x 5" card.

Class A – Carnival Glass

Class B – Clear Glass (Cambridge, Elegant, Fosteria, Heisy, Etc.)

Class C – Cut Glass

Class D – Depression Glass Era

Class E – Glass, Clear or colored (Molded, Patterned, Pressed, or Etched)

Lots 1 – 37 (Classes A-E)

- | | | |
|----------------------------|--------------------------|---------------------------------------------|
| 1. Basket | 14. Candy Dish | 27. Relish Dish or Celery Dish |
| 2. Biscuit Jar | 15. Compote | 28. Rose Bowl |
| 3. Bon Bon | 16. Cordial | 29. Salt Dip |
| 4. Bowl, Brides | 17. Creamer and/or Sugar | 30. Salt & Pepper Set |
| 5. Bowl, Divided | 18. Cruet | 31. Slipper |
| 6. Bowl, Footed | 19. Eye Cup | 32. Spooner |
| 7. Bowl, Etched | 20. Goblet | 33. Toothpick Holder |
| 8. Bowl, Oval | 21. Nappy | 34. Tumbler or Wine Glass |
| 9. Bowl, Ruffled or Fluted | 22. Perfume | 35. Vase |
| 10. Bowl, Round | 23. Pitcher | 36. Water Pitcher |
| 11. Butter Dish | 24. Plate | 37. Any other Item Not Listed (Identify) |
| 12. Cake Stand | 25. Plate, Divided | |
| 13. Candle Stick (s) | 26. Plate, Etched | |

Class F – Colored Glass**Lots 1 – 28**

- | | | |
|------------------------|-------------------------------|-----------------------------------------------------------------------|
| 1. Basket | 12. Flashed Ruby Glass Item | 23. Satin Glass Item, Decorated |
| 2. Bavarian | 13. Goofus Glass Item | 24. Satin Glass Item, Plain |
| 3. Black Amethyst Item | 14. Jadite Glass Item | 25. Slag Glass Item |
| 4. Bohemian Glass | 15. Mercury Glass Item | 26. Spatter Glass Item, Plain |
| 5. Cobalt Blue | 16. Milk Glass Vase | 27. Vaseline Glass Item |
| 6. Crackle Glass | 17. Milk Glass Bowl or Plate | 28. Any Other Colored Glass Article Not Listed Above (Identify) |
| 7. Cranberry Item | 18. Milk Glass Any other Item | |
| 8. Cruet | 19. Millifiora Glass Item | |
| 9. Custard Item | 20. Opalescent Glass Item | |
| 10. Emerald Glass Item | 21. Ribbon Glass Item | |
| 11. Etched Glass Item | 22. Ruby Glass Item | |

Class G – Miscellaneous Glass Item

Clear or Colored – Not previously Listed Above

Lots 1 – 25

- | | | |
|-------------------------------------|---------------------------------------------|------------------------------------------------------|
| 1. Animal or Bird Bottle Figural | 10. Cream Bottles | 18. Pickle Dish |
| 2. Blown Glass Item | 11. Creamer and/or Sugar | 19. Pitcher |
| 3. Bottle, Advertising | 12. Embellished or Painted Item | 20. Silver Overlay Item |
| 4. Bottle, Medicine | 13. Jar, Advertising | 21. Souvenir Item |
| 5. Bottle, Nursing | 14. Jar, Figural | 22. Toothpick Holder |
| 6. Bowl | 15. Kitchen Glassware | 23. Tumbler |
| 7. Butter Dish | 16. Milk Bottle, must have Name of Dairy | 24. Vase |
| 8. Candlestick | 17. Paper Weight | 25. Any Other Article Not Listed Above (Identify) |
| 9. Candy Container | | |

Class H – Ceramics and China**Lots 1 – 62**

- | | | |
|------------------------------------|---------------------------------|----------------------------|
| 1. Advertising Item | 19. Cup & Saucer, Regular | 37. Mustache Cup |
| 2. Bone Dish | 20. Cup & Saucer, Unusual | 38. Nippon Item |
| 3. Bowl | 21. Figurines | 39. Noritake Item |
| 4. Brownware | 22. Flow Blue Item | 40. Occupied Japan |
| 5. Butter Crock | 23. Hair Receiver | 41. Pitcher |
| 6. Butter Dish | 24. Hand Painted Nippon Item | 42. Powder Box, Covered |
| 7. Butter Pats | 25. Hand Painted Plate | 43. R.S. Prussia Item |
| 8. Candy Dish, Plain or Covered | 26. Handled Cake Plate | 44. Red Wing Item |
| 9. Calendar Plate | 27. Hatpin Holder | 45. Roseville Pottery Item |
| 10. Candle Stick | 28. Historical China Item | 46. Royal Copley |
| 11. Child's Dish | 29. Historical Plate | 47. Salt & Pepper Shakers |
| 12. Children's Play Dishes | 30. Hull Pottery Item | 48. Salt Dip |
| 13. Commemorative Plate | 31. Ironstone China Item | 49. Shaving Mug |
| 14. Cookie Jar | 32. Jasper Ware Item | 50. Slipper |
| 15. Creamer & Sugar Set | 33. Jewel Tea Item | 51. Shawnee Pottery Item |
| 16. Cup or Mug | 34. Lefton China | 52. Stein |
| 17. Cup & Saucer, Large | 35. McCoy Pottery Item | 53. Stoneware, Crock |
| 18. Cup & Saucer, Mini | 36. Made in China | 54. Stoneware, Jug |
| | | 55. Tea Pot |

- | | | |
|------------------------------|-------------------------------|-----------------------------|
| 56. Toby Jug | 59. Vase | 62. Any Other Pottery Item, |
| 57. Toothpick Holder | 60. Watts Pottery | Ceramic or China not |
| 58. Van Briggle Pottery Item | 61. Wisconsin Plate, Souvenir | Listed (Identify) |

Class I – Miscellaneous

For Items not previously listed. Small Items should be mounted and wrapped in plastic wrap or Zip Lock Bag.

Lots 1 – 148

- | | |
|---------------------------------------------------|------------------------------------------------|
| 1. Advertising Item, Store Item | 45. Christmas Item |
| 2. Advertising Item, Trays, Signs, Dish Tin, Iron | 46. Christmas Tree Ornament |
| 3. Advertising Item from Shawano County | 47. Crocheted Item |
| 4. Apple Peeler | 48. Crumber |
| 5. Ashtray | 49. Dates Fair Item |
| 6. Avon Item | 50. Doll, Barbie |
| 7. Bank | 51. Doll, Character or Storybook |
| 8. Basket, Reed or Wicker | 52. Doll, China Head |
| 9. Bell | 53. Doll, Celluloid |
| 10. Bi-centennial, advertising | 54. Doll, Full Body |
| 11. Blow Mold Item | 55. Duck Decoy |
| 12. Book, Children | 56. Earthen Ware (made of earth or baked clay) |
| 13. Book, Comic | 57. Easter Item |
| 14. Book, Cook | 58. Enamelware |
| 15. Book, Handwritten Record | 59. Eye Glasses |
| 16. Book, History | 60. Feed or Seed Bag |
| 17. Book, Miscellaneous | 61. Fishing Lure |
| 18. Book, Bible or Religious | 62. Fishing Item |
| 19. Book, Song | 63. Flat Iron |
| 20. Bottle Opener | 64. Frame and Photo, Small |
| 21. Butter Churn | 65. Franchise Item |
| 22. Cabbage Cutter | 66. Glove Box |
| 23. Calendar | 67. Granite Ware, Kettles |
| 24. Candlestick, Metal | 68. Granite Ware, Pans |
| 25. Cast Iron Item | 69. Granite Ware, Other than Above |
| 26. Catalog | 70. Greeting Card, any other not listed |
| 27. Celluloid Item | 71. Halloween Item |
| 28. Certificate, Birth, Marriage, Etc. | 72. Hankie |
| 29. Cherry Pitter | 73. Hankie Box |
| 30. Children's Dishes | 74. Hair Item |
| 31. Clock, Shelf or Mantel, Must Work | 75. Hat, Ladies or Girls |
| 32. Clothing, Adult | 76. Hat, Mans or Boys |
| 33. Clothing, Children's | 77. Hat Pin |
| 34. Clothing, Apron | 78. Ink Well or Ink Bottle |
| 35. Coffee Grinder, Lap | 79. Jewelry, Bracelet, Mounted |
| 36. Coffee Grinder, Wall Small | 80. Jewelry, Neckwear, Mounted |
| 37. Commemorative Item | 81. Jewelry, Pin, Mounted |
| 38. Cookie Cutter or Doughnut Center | 82. Jewelry, Ring, Mounted |
| 39. Copper Item | 83. Jewelry, Watch, Mounted |
| 40. Collection of Fancy Buttons | 84. Lamp, Miniature |
| 41. Collection of any Other Kind (Identify) | 85. Lamp, Any Other |
| 42. Comb, Mounted | 86. License Plate |
| 43. Christmas Card (1) | 87. Linen |
| 44. Christmas Tree Decoration | 88. Lantern, Miniature |

- | | |
|--------------------------------------------------|--------------------------------------------------|
| 89. Lantern, Regular | 119. Silverware Item, Silver Plate |
| 90. Lunch box or pail | 120. Silverware Item, Sterling |
| 91. Magazine | 121. Silver Plate Souvenir Spoon |
| 92. Mechanical Kitchen Tool | 122. Sporting Good Item |
| 93. Military Insignia, Mounted | 123. Stereoscope Viewers |
| 94. Music Box | 124. Stereoscope Cards (3) place in Zip Lock Bag |
| 95. Musical Instrument, String, Wind, Percussion | 125. Sterling Silver Souvenir Spoon |
| 96. Napkin Ring, China, Glass, Metal | 126. Tea Kettle, Brass or Copper |
| 97. Newspaper | 127. Thimble |
| 98. Nutcracker | 128. Toy, Iron |
| 99. Paper Mache Item | 129. Toy, Plastic |
| 100. Paper Weight, not Previously listed | 130. Toy, Stuffed |
| 101. Pewter Item | 131. Toy, Metal |
| 102. Photograph Album | 132. Toy, Tin |
| 103. Pillow, Decorative | 133. Toy, Windup |
| 104. Plaster Item | 134. Toy, Wooden |
| 105. Pocket Knife | 135. Toothpick Holder, Not Glass |
| 106. Post Card | 136. Tobacco Container |
| 107. Poster | 137. Utensils, Kitchen |
| 108. Powder Box, Covered | 138. Valentine Card (1) |
| 109. Program | 139. Vintage Game |
| 110. Purse Beaded | 140. Walking Stick or Cane |
| 111. Purse, Any Other | 141. Wash Board |
| 112. Records | 142. Watering Can |
| 113. Religious Item | 143. Wedding Dress |
| 114. Rug Beater | 144. Wicker Item, Small |
| 115. Sewing Item | 145. Wooden Bowl |
| 116. Shoes | 146. Wooden Box, Small |
| 117. Silver Item, Large | 147. Other Wooden Item, Small |
| 118. Silver Item, Small | 148. Any other Item not Listed, (Identify) |

Class J – Hand Guns, Rifles & Guns

Lots 1 – 5

- | | | |
|-----------|-------------|-------------------------|
| 1. Musket | 3. Rifle | 5. Any other Not Listed |
| 2. Pistol | 4. Shot Gun | |

Class K – Small Hand Tools & Utensils

Lots 1 - 7

- | | | |
|-----------------------------|------------------------------|---------------------------------------------------------|
| 1. Farm Tool | 4. Household Utensil, Wooden | 7. Any Other Hand Tool or Utensil not listed (Identify) |
| 2. Garden Tool | 5. Mechanical Tool | |
| 3. Household Utensil, Metal | 6. Woodworking Tool | |

Premium: Blue - \$3.00, Red - \$2.50, White - \$2.00, Pink - \$1.50

Open Class – Department #20 Photography * ATCP 160.26

JUDGING DAY: Thursday at 9:00 am in the Commercial Building

Check in is Wednesday 9 am thru 8 pm in the Commercial Building

Limit of 50 Entries Per Exhibitor in This Department!

- The same picture cannot be entered twice in any **Way, Shape or Form**. Color photos cannot be entered also in black and white. Snapshots cannot be entered again as an enlargement. Photos cannot be entered in Jr. Division. Duplicates will be disqualified and no premium will be given.
- The Exhibitor must have taken pictures since starting date of last year's fair.
- Exhibit (s) are to be mounted on poster board (prefer black or white). Snapshots on 11" x 14", Enlargements on 7" x 11".
- Please use rubber cement to mount photos, no matting allowed. (Exception Class I and J)
- Snapshots category is a group of four related 4" x 6" pictures mounted on an 11" x 14" poster board.
- Enlargements category is a single 5" x 7" photo mounted on a 7" x 11" poster board.
- No Captions, Place entry tags on lower right-hand corner of exhibit before you bring them to the fair.
- Please have your exhibits in numerical lot order by class to help speed up check in.
- Definition of a professional Photographer: a professional is one who makes 50% of their income from photography or someone who works or is involved in photography such as a fair judge, art teacher, etc. or has gone to further their education in photography for purposes of work / employment.
- Entries may not be a photo of a picture.
- A Best of Show and Honorable Mention will be given in Black & White and Color categories.

Class A – Black & White Snapshots, Professional
Class B – Black & White Enlargements, Professional
Class E – Black & White Snapshots, Amateur
Class F – Black & White Enlargements, Amateur

Class C – Color Snapshots, Professional
Class D – Color Enlargements, Professional
Class G – Color Snapshots, Amateur
Class H – Color Enlargements, Amateur

Lots 1 – 31 (Classes A-H)

- | | |
|----------------------------------|-------------------------------------------------------|
| 1. Action | 17. Lines, Patterns or Textures |
| 2. Animals – Domestic, Pet, Farm | 18. Night Scene |
| 3. Animals – Wildlife, Zoo | 19. Plant Life (non-flowering) |
| 4. Autumn Scene | 20. Portrait |
| 5. Buildings / Architecture | 21. Proud to Be an American |
| 6. Candid, Person or People | 22. Reflections |
| 7. Child or Children | 23. River, Stream or Waterfall |
| 8. Close Up | 24. Shawano County Fair |
| 9. Color (shows off one color) | 25. Special Occasions (Birthdays, Anniversary, Etc.) |
| 10. Farm Scene | 26. Sports, Recreation, Etc. |
| 11. Food and Drink | 27. Sunrise or Sunset |
| 12. Flowers | 28. Things with Wings |
| 13. Holidays | 29. Weather |
| 14. Humorous | 30. Winter |
| 15. Lake or Ocean | 31. Any other Item not Listed Above (please Identify) |
| 16. Landscape (not Lawns) | |

Class I – Favorite Photo, Professional

- ✓ **Must be framed, may be matted, Size 8” x 10”**

Lots 1 – 2

1. Favorite Color Photo
2. Favorite Black & White Photo

Class J – Favorite Photo, Amateur

- ✓ **Must be framed, may be matted, Size 8” x 10”**

Lots 1 – 2

1. Favorite Color Photo
2. Favorite Black & White Photo

Class K – Anything Goes

- ✓ **May be poster, Collage, Etc. Use your imagination.**

Lots 1 – 2

1. Any Item (Professional)
2. Any Item (Amateur)

Premium: Blue - \$4.50, Red - \$3.50, White - \$2.50, Pink - \$1.50

**Open Class – Department #22
Woodworking * ATCP 160.27**

JUDGING DAY: Thursday at 1:30 pm in the Commercial Building

Check in is Wednesday 5 pm thru 8 pm in the Commercial Building

- ✓ All work must be the work of the exhibitor and must not have received an award previously at the Fair.

Class A – Woodworking**Lots 1 – 28**

1. Article of Creative Design, Wood or Wood and Other Material
2. Article for use on the farm or home workshop
3. Article for Outdoors
4. Bird Feeder
5. Bird House
6. Child’s Toy
7. Child’s Toy, Built to Scale
8. Child’s Toy with Wheels
9. Clock
10. Collection of Wisconsin Woods
11. Doll Furniture (no kits)
12. Doll House Furniture (no kits)
13. Game
14. Holiday Decorations, Indoors
15. Holiday Decorations, Outdoors
16. Intarsia Item
17. Lathe Article
18. Lamp Base
19. Doll House
20. End Table, Chest of Drawers, Etc.
21. Furniture for Child
22. Quilt Rack, Wall Shelf, Etc.
23. Scroll Saw Item
24. Truck / Vehicle, Built to Scale
25. Refinished Furniture (include a statement of the work done)
26. Refinished Small Accessory, Clock, Bookends, Stool, Etc. (include a statement of the work done)
27. Refinished Cane Item
28. Any Other Small Article for the Home, not listed

Premium: Blue - \$3.00, Red - \$2.50, White - \$2.00, Pink - \$1.50

Open Class – Department #25 Foods & Nutrition * ATCP 160.28

JUDGING DAY: Friday at 9:00 am in the Commercial Building

Check in is Thursday Noon thru 8 PM in the Commercial Building

- ✓ No commercial mixes or frozen dough may be used.
- ✓ Frostings are not to be used in or on foods except on decorated foods or candy.
- ✓ Only canned foods may be removed on the last day of the Fair. Other foods will be disposed of by the Superintendent.
- ✓ Any similar product from the same household will be disqualified.
- ✓ Pan size must be followed as specified in various lots.
- ✓ Additional gift certificates may be awarded in some classes. These awards will be announced at the Fair.

Class A – Decorated Foods

Cakes may be Dummies.

Lots 1 – 11

- | | |
|---------------------------------------------------------------------|--------------------------------------------|
| 1. Adult Cake | 6. Decorated Cupcakes for any Occasion (3) |
| 2. Cake for Special Holiday: Christmas, Easter & Valentine, Etc. | 7. Decorated, Cut-out Holiday Cookies (3) |
| 3. Cake for Special Occasions: Baptism, Confirmation, Wedding, Etc. | 8. Ginger Bread House |
| 4. Child's Birthday Cake | 9. International (Identify) |
| 5. Cupcake Cake | 10. Any other decorated cut out cookie (3) |
| | 11. Any other Decorated Food Item |

Class B – Layer Cakes

- ¼" loaf cake or 5" x 7" piece of cake which must include a corner
- All cakes unfrosted

Lots 1 – 23

- | | | |
|---------------------------------------------|--------------------------------------------------------|---------------------------------------------------|
| 1. Angel Food Cake, Chocolate (1/4 cake) | 8. Chocolate or Devil's Food Cake | 17. Sponge Cake (1/4 cake) |
| 2. Angel Food Cake, White (1/4 cake) | 9. Coffee Cake, no Yeast | 18. White Cake |
| 3. Bundt Cake, Bake in Bundt Pan (1/4 cake) | 10. Dark Cupcakes (3) | 19. White Cupcakes (3) |
| 4. Cake made with Oatmeal | 11. International Cake (Identify) | 20. Yellow Cake |
| 5. Cake Roll, filled (5" piece) | 12. Jelly Roll Cake, Jelly Filled, Powdered (5" piece) | 21. Yellow Cupcakes (3) |
| 6. Carrot Cake | 13. Marble Cake | 22. Zucchini Cake |
| 7. Chiffon Cake (1/4 cake) | 14. Poppy Seed Cake | 23. Any other Cake not specified above (Identify) |
| | 15. Rhubarb Cake | |
| | 16. Spice Cake | |

Class C – Sourdough

Must contain starter *

Lots 1 – 7

- | | | |
|-----------------------------|------------------------|----------------------------------|
| 1. Added Commercial yeast | 4. Sandwich loaf | 7. Any other item using discard* |
| 2. Inclusions | 5. Traditional ¼ loaf | |
| 3. International (Identify) | 6. Any other sourdough | |

Class D – Yeast Breads

- 3 rolls or 5 ¾” by 3 ½” loaf*

Lots 1 – 14

- | | | |
|--------------------------|-----------------------------------------------|-----------------------------------------------|
| 1. Braided Bread | 7. International, Identify | 11. Stollen, Small Size |
| 2. Cinnamon Rolls | 8. Kolaches, Fruit Filled (3) | 12. White Bread |
| 3. Coffee Cake | 9. Pecan Rolls (pecans are permitted) | 13. Whole Wheat Bread (50% Whole Wheat Flour) |
| 4. Dinner Rolls (3) | 10. Rye Bread (50% Rye Flour) or Artisan Loaf | 14. Any other Variety (Identify) |
| 5. *French Bread (6”-9”) | | |
| 6. Hamburger Buns, White | | |

Class E – Quick Breads & Muffins

- Muffin entries must consist of 3 muffins
- Breads must be 5 ¾ “x 3 ½” x 2” loaf
- No Paper Cups/Liners

Lots 1 – 17

- | | | |
|-------------------------------|-----------------------------|---------------------------------|
| 1. Apple Bread | 7. Corn Bread | 13. Raspberry Muffins (3) |
| 2. Baking Powder Biscuits (3) | 8. Cranberry Bread | 14. Scones (3) |
| 3. Banana Bread | 9. International (Identify) | 15. Zucchini Bread |
| 4. Blueberry Muffins | 10. Plain Muffins (3) | 16. Any Other Bread (Identify) |
| 5. Bran Muffins (3) | 11. Poppy Seed Bread | 17. Any Other Muffin (Identify) |
| 6. Cherry Nut Bread | 12. Pumpkin Bread | |

Class F – Cookies

- Plate of 3

Lots 1 – 14

- | | | |
|-------------------------------|-------------------------------------|-------------------------------------------------------------------------------------------|
| 1. Cereal | 9. Pinwheel | 13. 1 Quart Jar of Cookie Mix, Recipe or Ingredients attached. Lid may be decorated |
| 2. Chocolate Chip | 10. Press Cookies (3) | 14. Display of 5 different varieties of Cookies in your own container (3 of Each Variety) |
| 3. Ginger Snap | 11. Rolled White, sugared | |
| 4. International (3) Identify | 12. Any other not Listed (Identify) | |
| 5. Molasses Drop | | |
| 6. Monster | | |
| 7. Oatmeal | | |
| 8. Peanut Butter | | |

Class G – Bars

- 3 Bars, 2” x 2”, not frosted

Lots 1 – 13

- | | | |
|------------------------------|-----------------------------|----------------------------------------------------------------------------------|
| 1. Brownies (Cake Like Type) | 7. International (Identify) | 12. Any Other Not Listed (Identify) |
| 2. Brownie (Fudge Type) | 8. Lemon | 13. 1 Quart Jar of Bar Mix, Recipe or Ingredients attached. Lid may be decorated |
| 3. Caramel | 9. Peanut | |
| 4. Cereal | 10. Pumpkin | |
| 5. Chocolate Chip | 11. Zucchini | |
| 6. Granola | | |

Class H – Pies

- In small disposable container

Lots 1 – 12

- | | | |
|-------------------------------|-----------------------------|-------------------------------------|
| 1. Apple | 6. International (Identify) | 11. Raisin |
| 2. Blueberry | 7. Lemon Meringue | 12. Any Other Not Listed (Identify) |
| 3. Cherry | 8. Peach | |
| 4. Coconut Cream | 9. Pie Shell, Baked | |
| 5. Cream Puff, No Filling (3) | 10. Pumpkin | |

Class I – Candy

- No party commercial candies
- Plate of 3 pieces
- Plating Required

Lots 1 – 11

- | | | |
|---------------------------------------------------------------------------|-------------------------------------|-------------------------------------|
| 1. Angel Food | 3. Coated Popcorn, Pint Size Amount | 7. International (Identify) |
| 2. Best Display (12 Pieces, no more than 4 Pieces of one kind or Variety) | 4. Chocolate Covered Cherries | 8. Molded Cream Cheese Mints |
| | 5. Divinity | 9. Peanut Brittle |
| | 6. Fudge | 10. Peanut Butter Balls |
| | | 11. Any other not Listed (Identify) |

Class J – Gluten Free Baking**Class K – Sugar Free Baking****Class L – Fat Free Baking**

- Attach recipe to each exhibit

Lots 1 – 11 (Classes J-L)

- | | | |
|-----------------------------|---------------------------------------|-------------------------------------------|
| 1. Bar Cookies | 6. Rolled Cookies | 10. Any Other Gluten Free Item Not Listed |
| 2. Cake | 7. Single Crust Pie | 11. Any Other Sugar Free Item Not Listed |
| 3. Drop Cookies | 8. Yeast Bread | |
| 4. International (Identify) | 9. Any Other Fat Free Item Not Listed | |
| 5. Quick Bread or Muffin | | |

Premium: Blue - \$1.75, Red - \$1.50, White - \$1.25, Pink - \$1.00 is level 1

Class M – Dairy Food Promotion

- Must Supply your own plate
- Judging based on Taste, Presentation and Appeal
- Entry must contain at least **2 Real Dairy Products**
- Recipe with complete instructions and ingredients must be attached. **Dairy products must be underlined with a red marker.** No restrictions on frosting, nuts, etc.
- A Grand Prize Premium and Reserved Premium is sponsored by Shawano County Dairy Promotions, Inc.

Lots 1 – 10

- | | |
|-------------------------------------|-------------------------------------------|
| 1. Bars, 2" x 2" (3) | 7. Pie, 1/4 or Round or 3-4" Mini |
| 2. Cake, 1/4 Portion | 8. Salad, 1 cup or Mini Display |
| 3. Cheesecake, 1/4 or 3" to 4" Mini | 9. Yeast Bread, 1/2 Loaf or 3 |
| 4. Layer Torte, 3" x 3" | 10. Any Other Not Listed Above (Identify) |
| 5. Muffins (3)/Quickbread (5x3 pan) | |
| 6. Dips (1 cup) | |

Premium: Blue - \$6.00, Red - \$4.50, White - \$4.00, Pink - \$3.00

Open Class – Department #25 Food Preservation – Canned Foods * ATCP 160.28

JUDGING DAY: Friday at 9:00 am in the Commercial Building

Check in is Thursday Noon thru 8 PM in the Commercial Building

Wine & Beer Judging to be Announced

Wine & Beer Finals & Tasting, Thursday 6 pm at the Crawford Center

Wine, Beer must be checked in by 8:00 pm on Wednesday.

- All Food Preservation exhibits must follow research-based and laboratory tested recipes / directions. For UW-Extension canning directions, see the following web site: <http://learningstore.uwex.edu> (click on Home and Family, then Food and Nutrition and then Food Preservation and Safety to get the publication list) or contact the Shawano County Extension Office (715) 526-6136 for current publications. The National Center for Home Food Preservation at <http://www.uga.edu/nchfp> is another source for tested recipes.
- All foods must have been preserved since last year's Fair.
- All jars must be clean, sealed and in excellent condition
- Fruits, vegetables, pickles must be canned in standard pint or quart clear canning jars and two-piece vacuum lid. Note: Use only jar sizes recommended by tested directions.
- Jam & Jelly must be in one-half pint clear standard canning jars with two-piece vacuum lid. Paraffin sealing is NOT allowed. Freezer jams and jelly cannot be entered.
- Rings on the jars are to be removed by the exhibitor at the time of entry.
- All jars must be labeled using the labels in the fair book or a label approximately 2" x 3" that includes:
 - Name of Product
 - Date Processed
 - Type of Pack: Hot or Cold
 - Boiling Water Bath Time
 - Steam pressure in pounds:
 - Time Processed:
- Dried Foods to be exhibited in a pint size plastic self-sealing bag. Identify contents on a 3" x 5" card with date and process used, processing time and how it could be used.
- Appropriate headspace requirements must be followed. Follow USDA guidelines on appropriate headspace.

Class N – Canned Fruits

Lots 1 – 18

- | | | |
|-------------------------------|----------------------------|----------------------------------------------------|
| 1. Applesauce | 8. Plumbs, Red or Blue | 15. Rhubarb, No coloring |
| 2. Apple Pie Filling | 9. Blueberry Pie Filling | 16. Strawberries |
| 3. Apricots | 10. Blueberries | 17. Wild Fruit Pie Filling |
| 4. Cherry Pie Filling | 11. Peaches | 18. Any Other Item Not Listed (Identify on Tag) |
| 5. Cherries, Sweet | 12. Peach Pie Filling | |
| 6. Cherries, Tart | 13. Pears | |
| 7. Blackberries, Tame or Wild | 14. Raspberries, Red, Tame | |

Class O – Canned Vegetables

Lots 1 – 10

- | | | |
|---------------------|-------------------------------------|----------------------------------------------------|
| 1. Beans, Cut Green | 5. Potatoes | 9. Vegetable Soup |
| 2. Beets | 6. Sauerkraut | 10. Any Other Item Not Listed (Identify on Tag) |
| 3. Carrots | 7. Tomatoes, Stewed | |
| 4. Corn | 8. Tomatoes, Whole, Canned in Juice | |

Class P – Sauces, Salsa, Juice

- Attach card listing ingredients.

Lots 1 – 9

- | | | |
|--------------------|----------------------|------------------------------------|
| 1. Spaghetti Sauce | 4. Vegetable Salsa | 7. Tomato Catsup |
| 2. Chili Sauce | 5. Fruit Salsa | 8. Tomato Juice |
| 3. Barbeque Sauce | 6. Combination Salsa | 9. Any Other not Listed (Identify) |

Class Q – Meats**Lots 1 – 6**

- | | | |
|-----------------|---------------------------|-----------------------------------------|
| 1. Ground Meat | 3. Fish (Identify on Tag) | 5. Mincemeat Pie Filling |
| 2. Chunked Meat | 4. Wild Meat (Identify) | 6. Any Other Meat not Listed (Identify) |

Class R – Jams, Marmalades & Preserves

- Half Pint Jars
- Freezer Jam no Eligible

Lots 1 – 15

- | | | |
|---------------------|---------------------|-----------------------------------------------|
| 1. Apple Butter | 7. Peach Jam | 13. Strawberry Jam |
| 2. Apple Jelly | 8. Peach Preserves | 14. Strawberry Preserves |
| 3. Currant Jelly | 9. Pepper Jelly | 15. Any Other not Listed (identify on tag) |
| 4. Blackberry Jam | 10. Plum Jam | |
| 5. Grape Jelly | 11. Raspberry Jam | |
| 6. Orange Marmalade | 12. Raspberry Jelly | |

Class S – Pickles & Relishes

- Use no Alum

Lots 1 – 9

- | | | |
|---------------------------|-----------------|------------------------------------|
| 1. Beet Pickles | 4. Corn Relish | 7. Sweet Gherkin or Chunk Pickles |
| 2. Bread & Butter Pickles | 5. Dill Pickles | 8. Spiced Crab Apples |
| 3. Cucumber Relish | 6. Dilly Beans | 9. Any Other not Listed (Identify) |

Class T – Dried Foods

- Entries should be ½ to 1 cup unless otherwise noted and placed in zip lock bag.
- Identify contents on 3" x 5" card with date & process used & processing time.

Lots 1 – 7

- | | | |
|--------------------------------|-------------------------------------|----------------------------------------------|
| 1. Dried Fruit | 4. Dried Meat | 7. Any Other Dried Item (Identify on Tag) |
| 2. Dried Fruit Mixed | 5. Dried Vegetables | |
| 3. Dried Herbs (2 Tablespoons) | 6. Soup in a Jar (list ingredients) | |

Premium: Blue - \$1.75, Red - \$1.50, White - \$1.25, Pink - \$1.00 (this is at level 1)

Homemade Wine & Beer (Dept 21 – ATCP 160.265)

Wine & Beer Tasting and Awards – Thursday Evening 6:00 pm at the Crawford Center
Wine & Beer must be checked in by 8:00 pm on Wednesday in the Commercial Building

Definitions

See the Shawano County Fair Premium Book website page at www.shawanocountyfair.net for specifics on wine & beer definitions and clarifications.

Class U – Homemade Wines

Specifications:

- All wines must be home-made in non-commercial facilities. Professional winemakers MAY enter as long as this condition is met.
- All exhibitors must be 21 years of age or older.
- Each entry must be bottled in common wine bottles with cork, screw, or crown cap. Champagne-style wines MUST be bottled in champagne bottles and have mushroom cork with wire cage for safety.
- Each bottle must be labeled with the following information:
 - Label according to lot number. One entry per lot number
 - Description of contents. Note especially variety of grape, such as Concord, Beta, etc. If unknown, state “unknown”. Mixed variety wines should state all of the types of grapes in the mix, if known.
 - Date (month, year) fermentation was begun.
 - Name & Address of maker should be OMITTED or BLACKED OUT with indelible ink. Additional Label to identify winner for display may be applied following judging.
- Wine Judging Score Card – based on American Wine Society guidelines
 - Appearance 3 points
 - Bouquet 6 points
 - Flavor 6 points
 - Aftertaste 3 points
 - Overall Impression 2 points

TOTAL – 20 Points

Lots 1 – 44

Grape Wines

- | | |
|-----------------------------|-----------------------|
| 1. Sweet Grape, Red or Rose | 3. Sweet Grape, White |
| 2. Dry Grape, Red or Rose | 4. Dry Grape, White |

Fruit Wines, Stone Fruits

- | | |
|------------------------|----------------------------------------------------------------------------------------------------------------|
| 5. Sweet Fruit, Cherry | 8. Dry Fruit, Plum |
| 6. Dry Fruit, Cherry | 9. Sweet Fruit, any other stone fruit, including stone fruit combinations (must specify fruit (s) on label) |
| 7. Sweet Fruit, Plum | 10. Dry Fruit, any other stone fruit including stone fruit combinations (must specify fruits (s) on label) |

Fruit Wines, Berry Fruits

- | | | |
|-----------------------------|----------------------------|---------------------------------------------------------------|
| 11. Sweet Berry, Blackberry | 15. Sweet Berry, Cranberry | 19. Sweet Berry, Strawberry |
| 12. Dry Berry, Blackberry | 16. Dry Berry, Cranberry | 20. Dry Berry, Strawberry |
| 13. Sweet Berry, Blueberry | 17. Sweet Berry, Raspberry | 21. Sweet Berry, Any Other |
| 14. Dry Berry, Blueberry | 18. Dry Berry, Raspberry | 22. Dry Berry, Any Other (includes combinations of fruits) |

Vegetable Wines

- | | |
|---------------------------------------|-----------------------------------------------------------------------------------------|
| 23. Dry or Sweet Vegetable, Beet | 27. Dry or Sweet Vegetable, Rhubarb |
| 24. Dry or Sweet Vegetable, Dandelion | 28. Dry or Sweet Vegetable, Tomato |
| 25. Dry or Sweet Vegetable, Parsnip | 29. Dry or Sweet Vegetable, any Other Vegetable (includes combination of vegetables) |
| 26. Dry or Sweet Vegetable, Potato | |

Ciders & Perry

- | | |
|-------------------------------------------------|------------------------------------------------|
| 30. Sweet Apple Cider / Wine – Still | 33. Sweet Pear Wine / Perry |
| 31. Dry Apple Cider / Wine – Still | 34. Dry Pear Wine / Perry |
| 32. Sparkling Apple Cider / Wine (sweet or dry) | 35. Sparkling Pear Wine / Perry (sweet or dry) |

Special Wines & Label

36. Specialty Wines, any other wine (includes blends of any kind other than noted previously. Label MUST indicate ingredient (s) used.)
37. Sparkling Wines – Any Type: Grape, Fruit, Mixed Fruit, Etc. Label MUST indicate ingredient (s) used.
38. Champagne-style (grape only)
39. Wine Label Contest, provide empty bottle with label. MAY include cider and mead labels.

Meads

- For information on mead categories, go to the BJCP website at <https://www.bjcp.org/>. ALL mead entries must indicate the following information on the label:
 - CARBONATION – still, petillant or sparkling
 - SWEETNESS – Dry or Sweet
 - STRENGTH – Hydromel, standard or sack
- 40. Traditional Mead – Contains ONLY honey as ingredients (excluding water, yeast and yeast nutrients)
- 41. Fruit Mead – Contains honey AND some sort of fruit, no other flavor / sugar additives. Exhibitor MUST list all fruit ingredients.
- 42. Metheglin (Spiced Mead) – Traditional mead with ONLY spices added to it. Exhibitor MUST list all non-honey ingredients.
- 43. Braggot (Mead with malt) – Traditional mead with ONLY malt added to it.
- 44. Open Category Mead – Any mead that does not fit into any other mead category. Exhibitor MUST list all ingredients.

Premium: Blue - \$2.50, Red - \$2.25, White - \$2.00, Pink - \$1.50

CLASS V – Homemade Beer

Specifications:

- Exhibitor needs to enter two bottles of beer for each entry. Additional bottles MAY be submitted for the Audience tasting participation (not to exceed four extra bottles). Additional bottles NOT used for educational purposes become the property of the fair committee and will not be returned to the entrant.
- All Exhibitors must be 21 years of age or older.
- All beer must be homebrewed by an amateur and in non-commercial facilities. Professional brewers MAY participate as long as the criteria is met.
- Beer may be made from malt, hops, grains, fruit / vegetables / juice or any other product commonly used in making beer.
- Each entry must be bottled in a clean brown or green bottle with at least a 10 ounce capacity.
- Each bottle must be labeled with the following information:
 - Label according to lot number. One entry per lot number.
 - BJCP Category and Subcategory number which can be found at <http://www.bjcp.org/>
 - Any ingredients included OTHER THAN water, malt, hops and yeast.
 - Name & address of maker should be OMITTED or BLACKED OUT with indelible ink.
 - We prefer they have no raised-glass brand name lettering and printed caps are blacked out.

Beer Judging Score Card – Based upon, but not in accordance with BJCP scoring system

- Appearance 3 points
 - Aroma 6 points
 - Flavor 6 points
 - Mouthfeel 3 points
 - Overall Impression 2 points
- TOTAL – 20 Points

Judge will select the prize entry in each Lot reserving the right to withhold any award, if in their opinion the work submitted does not merit an award. The judge's decisions are final.

Lots 1 – 53

American – Style Ales and Lagers BJCP CAT / SUB

- | | | |
|------------------------------------------------|-----------------------------|-----------------------------------|
| 1. American Ales (Pale, Amber or Brown) | 3. American Classic Pilsner | 6. California Common (steam) Beer |
| 2. American Lagers (Lite, Standard or Premium) | 4. American Dark Lagers | 7. Cream Ales |
| | 5. Blonde Ales | |

Continental European Style Ales & Light Lager

- | | | |
|------------------------------|---------------------|-------------------|
| 8. Czech (Bohemian) Pilsners | 10. German Pilsners | 12. Munich Helles |
| 9. Dortmunder Export | 11. Kolsch | |

Belgian & French Ales (Excluding Sour Styles)

- | | | |
|---------------------------|--------------------|-----------------------|
| 13. Belgian Blond Ale | 16. Biere de Garde | 19. Strong Golden Ale |
| 14. Belgian Pale Ale | 17. Dubbel | 20. Strong Dark Ale |
| 15. Belgian Specialty Ale | 18. Saison | 21. Trippel |

German – Style Amber & Dark Beers

- | | | |
|----------------|--------------------------|----------------------|
| 22. Altbier | 25. Helles Bock | 28. Schwarzbier |
| 23. Doppelbock | 26. Munich Dunkel | 29. Traditional Bock |
| 24. Eisbocks | 27. Oktoberfest / Marzen | 30. Vienna Lager |

British & Scottish Pale and Brown Ales

- | | |
|-----------------------------------------------------|---------------------------------------------|
| 31. Bitters (Ordinary, Special, ESB) | 33. Irish Red Ales |
| 32. India Pale Ales (English, American or Imperial) | 34. Scottish Ales (60,/70, or /80 shilling) |

Scottish Dark / Strong BJCP CAT / SUB

- | | | |
|----------------|-------------------------------------------------------------|------------------------|
| 35. Barleywine | 38. Russian Imperial Stouts | 40. Strong Scotch Ales |
| 36. Olde Ale | 39. Stouts (Dry, Sweet, Oatmeal, Foreign Extra or American) | |
| 37. Porters | | |

Wheat Beers

- | | | |
|--------------------------|---------------------|-----------------------------|
| 41. American Wheat Beers | 43. Belgian Witbier | 45. Weizenbock (Wheat Bock) |
| 42. Bavarian Weizen | 44. Dunkelweizen | |

Sour Beers

- | | | |
|---------------------|-----------------------------------------------|-----------------------------------------------|
| 46. Berliner Weisse | 47. Flanders Ales (Flanders Red or Oud Bruin) | 48. Lambics (Straight, Gueze or Fruit Lambic) |
|---------------------|-----------------------------------------------|-----------------------------------------------|

Specialty Beers

- Exhibitor **MUST** specify the BASE BJCP category / sub that the product is based upon **PLUS** the special ingredients **AND** (if appropriate) the historical beer trying to be brewed.
- | | | |
|------------------------------------------------|------------------------------------|----------------------------------------------------------------------|
| 49. Any Fruit Beers | 51. Smoked Beers | 53. Beer Label – Beer Label Contest, Provide Empty bottle with label |
| 50. Experimental, Historical & Specialty Beers | 52. Spice / Herb / Vegetable Style | |

Premium: Blue - \$2.50, Red - \$2.25, White - \$2.00, Pink - \$1.50

Open Class – Department #26 Clothing * ATCP 160.29

JUDGING DAY: Thursday at 9:00 am in the Commercial Building

Check in is Wednesday 9 am thru 8 pm in the Commercial Building

- Articles must be the work of the exhibitor and have been completed in the year prior to the fair.
- No article entered and judged in previous years is eligible for competition.
- Articles may have been worn, but must be washed or dry cleaned for the exhibit.
- Exhibitors must provide hangers for garments so they can be hung for exhibit.
- Entry tags should be securely fastened (straight pinned) to the left hand corner of the item before arriving at the exhibit area.
- All clothing should be new fabric and not made over from other garments except the recycled garment.

Class A – Adult & Teenage Clothing

Lots 1 – 17

- | | | |
|------------------------------------------------------|----------------------------|----------------------------------|
| 1. Apron | 7. Fleece Shirt or Jacket | 14. Sleepwear |
| 2. Coat or Jacket | 8. Housecoat or Robe | 15. Sportswear, 2 or More Pieces |
| 3. Costume | 9. Ladies Blouse | 16. Vest, Lined |
| 4. Dress Casual, Knit | 10. Men's Shirt | 17. Vest, Unlined |
| 5. Dress Casual, Woven | 11. Skirt or Coulotte | |
| 6. Dress, Evening or Best Wear (not Wedding Gown) | 12. Slacks | |
| | 13. Slacks Suit, Best Wear | |

Class B – Infant's Clothing

Lots 1 – 9

- | | | |
|-----------------------------------------------|---------------------------|---------------------------------------------------|
| 1. Baptism or Special Garment, Boy or Girl | 4. Costume | 7. Infant Outfit for General Wear, Boy or Girl |
| 2. Bibs (3) | 5. Dress for General Wear | 8. Outwear |
| 3. Cap or Bonnet | 6. Dress, Fancy | 9. Sleepwear |

Class C – Children's Clothing

Lots 1 – 10

- | | | |
|----------------------------------------------------------|---------------------------|--------------------------------------------|
| 1. Boy's Outfit, Dress Wear | 4. Costume | 8. Play Clothes, 2 Piece Fleece or Knit |
| 2. Boy's Outfit, Play or Sportswear | 5. Dress, Fancy | 9. Outerwear |
| 3. Childs Accessory (Hat, Purse, Handbag, Tote, Etc.) | 6. Dress for General Wear | 10. Sleepwear |
| | 7. Housecoat or Robe | |

Class D – Other Sewn Garments

Lots 1 – 9

1. Any Sewn Garment, Embellished with Hand Stitch Work
2. Any Sewn Garment, Embellished with Machinery Embroidery
3. Any Sewn Garment Made by a First Time Exhibitor in This Department
4. Any Recycled Sewn Garment (include explanation of why and what on a 3" x 5" card)
5. Hat/Cap for Adult
6. Purse or Tote of Recycled Materials
7. Quilted Purse or Tote
8. Sewn Purse or Tote
9. Any Other Sewn Article not listed.

Premium: Blue - \$1.75, Red - \$1.50, White - \$1.25, Pink - \$1.00

Open Class – Department #27 Knitting & Crocheting * ATCP 160.30

JUDGING DAY: Thursday at 9:00 am in the Commercial Building

Check in is Wednesday 9 am thru 8 pm in the Commercial Building.

- Articles must be the work of the exhibitor and have been completed in the year prior to the fair. NO article entered and judged in previous years is eligible for competition.
- Articles may have been used but must be cleaned for the exhibit.
- Entry tags should be securely fastened (straight pinned) to the left corner of the item before arriving at the exhibit area.
- Any extra information or description may be attached (stapled) to entry tag on a 3” x 5” Card.
- Baby Afghans should be a maximum of 34” x 40”, all other Afghans should be a minimum of 36” x 50”.

Class A – Knitting

Class B – Crocheting

Lots 1 – 21

- | | | |
|---------------------------------------------------------|-------------------------------------------------|--------------------------------------|
| 1. Baby Accessories (Cap, Mittens, Booties, Bibs, etc.) | 8. Jewelry (bracelet, earrings, necklace, etc.) | 15. Socks/Slippers |
| 2. Cowl | 9. Mittens/Gloves | 16. Sweater, Cardigan |
| 3. Ear Warmer or Headband | 10. Pants/Shorts | 17. Sweaters, Pullover |
| 4. Hat, Novelty | 11. Purse/Tote Bag | 18. Top, (other than sweater) |
| 5. Hat, Traditional | 12. Scarf | 19. Vests |
| 6. Infant Dress | 13. Shawl/Poncho | 20. Any Other Wearable |
| 7. Infant Sweater & Cap | 14. Skirt | 21. Mended or Darned Item (Identify) |

Class C – Afghans & Blankets

Lots 1 – 22

- | | |
|------------------------------------------------|------------------------------------------------------|
| 1. Afghan, Seasonal / Holiday Design | 13. Crocheted, Popcorn or Bobble Stitch |
| 2. Afghan Stitch with Embroider Added | 14. Crocheted, Ripple Design |
| 3. Crocheted, Baby / Lap Robe, Any Design | 15. Crocheted, Shell Design |
| 4. Crocheted Blocks, Not Granny Squares | 16. Crocheted, Stitch Sampler |
| 5. Crocheted, Center out (worked in the round) | 17. Knitted, Any Design |
| 6. Crocheted, Chevron Stitch | 18. Knitted, Baby / Lap Robe, Any Design |
| 7. Crocheted, Cluster Stitch | 19. Knitted, Patchwork style |
| 8. Crocheted, Corner to Corner | 20. Knitted, Stitch Sampler |
| 9. Crocheted, Fillet Stitch | 21. Stripes or Mile-A-Minute, with or without border |
| 10. Crocheted, Front & Back Post | 22. Any other Design |
| 11. Crocheted, Granny Square Design | |
| 12. Crocheted, Mosaic | |

Class D – Household Items

- Knit, Crocheted or Tatting (Unless Specified)

Lots 1 – 25

- | | |
|-------------------|----------------------------|
| 1. Basket or Bowl | 3. Christmas Ornaments (3) |
| 2. Bookmark | 4. Christmas Stocking |

5. Coasters (4)
6. Doilies, 10" to 15"
7. Doilies, Over 15"
8. Doll or Bear Clothing (Doll or Bear, not included)
9. Doll Form
10. Felt Item
11. Holiday Decorating
12. Pet Sweater or Coat
13. Pillow Cases with Crocheted Edge
14. Pillow Cover (without pillow)
15. Placemats (4)
16. Pot Holders (2)
17. Rug, Crocheted
18. Rug, Loom / Machine Knit
19. Stuffed Toy / Doll / Animal (emphasis will be placed on durability & safety during judging)
20. Tablecloth
21. Table Runner
22. Trivets (2)
23. Wall Hanging
24. Washcloths (2)
25. Any Other Household Item

Premium: Blue - \$1.75, Red - \$1.50, White - \$1.25, Pink - \$1.00

Open Class – Department #28 Home Furnishings * ATCP 160.31

JUDGING DAY: Thursday at 9:00 am in the Commercial Building

Check in is Wednesday 9 am thru 8 pm in the Commercial Building

- Articles must be the work of the exhibitor and have been completed in the year prior to the fair. No article entered and judged in previous years is eligible for competition.
- Articles may have been used but must be cleaned for the exhibit.
- Entry Tags should be securely fastened (pinned) to the left hand corner of the item before arriving at the exhibit area.
- Articles entered cannot be listed as "For Sale", nor can they be offered for sale during the fair.

AWARDS: Qualheim's True Value of Shawano will donate a \$25 Gift Card for the overall Best entry.

Class A – Hand Embroidery

Lots 1 – 20

- | | |
|-------------------------------|-------------------------------------|
| 1. Apron | 11. Pillow Cases (1 pair) |
| 2. Bath Towels (2) | 12. Placemats (4) |
| 3. Bedspread | 13. Tablecloth |
| 4. Christmas Stocking | 14. Table Runner |
| 5. Coasters (4) | 15. Tree Ornaments (2) |
| 6. Dish Towels (2) | 16. Tree Skirt |
| 7. Doily, 10" to 15" | 17. Wall Hanging, Framed |
| 8. Doily, 16" and over | 18. Wall Hanging, Unframed |
| 9. Item relating to a Holiday | 19. Any Article Using Multi Mediums |
| 10. Pillow | 20. Any Other Item Not Listed |

Class B – Machine Embroidery

Lots 1 – 15

- | | |
|----------------------------------|----------------------------------------------|
| 1. Dish Towels (not terry cloth) | 6. Place Mats (2) |
| 2. Hot Pads, Holders (2) | 7. Tablecloth |
| 3. Mantle Covering | 8. Table Runner |
| 4. Pillow | 9. Terry Cloth Towels Other than a Holiday |
| 5. Pillow Cases (1 pair) | 10. Terry Cloth Towels Relating to a Holiday |

- | | |
|---------------------------------------------------------|----------------------------------------------------------|
| 11. Tree Ornaments (2) | 14. Wall Hanging Relating to a Holiday, Ready to be Hung |
| 12. Tree Skirt | 15. Any Other Item Not Listed |
| 13. Wall Hanging Other than a Holiday, Ready to be Hung | |

Class C – Cross-Stitch, Stamped on Fabric

Lots 1 – 11

- | | | |
|-------------------------------|--------------------------|--------------------------------------|
| 1. Apron | 5. Pillow Cases (1 pair) | 9. Wall Hanging, Framed |
| 2. Bedspread | 6. Place Mats (4) | 10. Any Article Using Multi Stitches |
| 3. Dish Towels | 7. Tablecloth | 11. Any Other Item Not Listed |
| 4. Item Relating to a Holiday | 8. Tree Ornaments (2) | |

Class D – Counted Cross-Stitch

- All measurements exclude frame & matting.

Lots 1 – 14

- Pillow Cases (1 pair)
- Place Mats (4)
- Purse or Tote Bag
- Tree Ornaments (2)
- Unframed Wall Hanging, Ready to be Hung
- Wall Hanging, Framed, Holiday – Smaller than or equal to 8” x 10” (80 square inches)
- Wall Hanging, Framed, Holiday – Larger than 8” x 10” (80 square inches)
- Wall Hanging, Framed, Non-Holiday – Small than or equal to 8” x 10” (80 square inches)
- Wall Hanging, Framed, Non-Holiday – Larger than 8” x 10” (80 square inches)
- Wall Hanging, Framed, Using perforated Paper, Holiday
- Wall Hanging, Framed, Using perforated Paper, Non-Holiday
- Wall Hanging, Framed, Using Linen, Holiday
- Wall Hanging, Framed, Using Linen, Non-Holiday
- Any Other Counted Cross-Stitch Item Not Listed

Class E – Hardanger Embroidery

Lots 1 – 6

- | | | |
|-------------------|-------------------------|-----------------------------------------|
| 1. Apron | 4. Tree Ornaments (2) | 6. Any Other Item Not Listed (Identify) |
| 2. Place Mats (4) | 5. Wall Hanging, Framed | |
| 3. Tablecloth | | |

Class F – Plastic Canvas

Lots 1 – 10

- | | | |
|----------------------|----------------------------------------------------|--------------------------------------------------------|
| 1. Coasters (4) | 6. Refrigerator Magnets (2) | 9. Unframed Wall Hanging Ready to be Hung, Non-holiday |
| 2. Door Stop | 7. Tree Ornaments (2) | 10. Any Other Item Not Listed (Identify) |
| 3. Kleenex Box Cover | 8. Unframed Wall Hanging Ready to be Hung, Holiday | |
| 4. Mobile | | |
| 5. Placemats (4) | | |

Class G – Candlewicking

Lots 1 – 5

- | | | |
|----------------------|-------------------------|-----------------------------------------|
| 1. Apron | 3. Tree Ornaments (2) | 5. Any Other Item Not Listed (Identify) |
| 2. Purse or Tote Bag | 4. Wall Hanging, Framed | |

Class H – Lace Net Darning**Lots 1 – 5**

- | | | |
|----------------------|-------------------------|------------------------------|
| 1. Pillow | 3. Tree Ornaments (2) | 5. Any Other Item Not Listed |
| 2. Purse or Tote Bag | 4. Wall Hanging, Framed | |

Class I – Applique**Lots 1 – 13**

- | | |
|----------------------------------------------------------------------------------------------------------------------|-------------------------------------------------------------|
| 1. Hot Pads (2) | 7. Tablecloth |
| 2. Mantle Covering | 8. Table Runner |
| 3. Original Creation Using One or Mediums. Include a 3" x 5" Card Stating What it is and how it was completed. | 9. Tree Ornaments (2) |
| 4. Original Wall Hanging Using One or More Mediums. Include a 3' x 5" Card Stating How Project was completed | 10. Unframed Wall Hanging, Ready to be Hung, Holiday |
| 5. Pillow | 11. Unframed Wall Hanging, Ready to be Hung, Non-Holiday |
| 6. Purse of Tote Bag | 12. Wall Hanging, Framed |
| | 13. Any Other Item Not Listed (Identify) |

Premium: Blue - \$1.75, Red - \$1.50, White - \$1.25, Pink - \$1.00

Quilt Made and Quilted by Exhibitor**Class J – Quilting – Baby or Lap Robe****Class K – Quilting – Twin, Queen or King****Quilt Made by Exhibitor and Quilted by Another****Class L – Quilting – Baby or Lap Robe****Class M – Quilting – Twin, Queen or King**

- Items may be covered with clean plastic to display but covers must be easy to remove for judging.
- All Quilts Except Lot 12 should be made with new pre-washed fabric and not made from other garments.
- Exhibitor name on the front or back of quilt must be covered up during judging.

Lots 1 – 13 (Classes J - M)

- | | |
|------------------------------------------------------------|--------------------------------------------------------------------------------------|
| 1. Memory Quilt Featuring Photos | 8. Quilt, Hand Quilted Only, Entire Quilt |
| 2. Quilt, Hand Appliqued | 9. Quilt, Machine Quilted, Entire Quilt |
| 3. Quilt, Machine Appliqued | 10. Quilt, Hand Tied, Tacked, or Buttoned |
| 4. Quilt, Handmade, Embellished with Hand Embroidery | 11. Quilt Made by a First Time Exhibitor in This Department |
| 5. Quilt, Handmade, Embellished with Machine Embroidery | 12. Quilt made from Recycled Materials |
| 6. Quilt, Hand Pieced | 13. Two or More Techniques Used on a Quilt (Example: Appliqued Plus Hand Piecing) |
| 7. Quilt, Machine Pieced | |

Premium: Blue - \$3.00, Red - \$2.50, White - \$2.00, Pink - \$1.50

Class N – Other Quilted Items**Lots 1 – 17**

- | | |
|--------------------------|------------------------|
| 1. Hot Pads, Holders (2) | 7. Quillow |
| 2. Mantle Covering | 8. Runner |
| 3. Miniature (Pieced) | 9. Table Cloth |
| 4. Placemats (2) | 10. Tote Bag |
| 5. Pillow | 11. Tree Ornaments (2) |
| 6. Quilted Garment | 12. Tree Skirt |

13. Wall Hanging, Appliqued
14. Wall Hanging, Mixed (Pieced & Appliqued)
15. Wall Hanging, Pieced

16. Any Article Using Bias Strips for Designs
17. Any Other Quilted Item Not Listed (Identify)

Class O – Miscellaneous

Lots 1 – 23

- | | |
|---------------------------------------------------------------------------------------------------------------------------------------------------------------------------------------------------------------------------------------------------------------------------------------------------------------------------------------------------------------------------------------------------------------------------------------------------------------------------------------------------------------------------------------|--------------------------------------------------------------------------------------------------------------------------------------------------------------------------------------------------------------------------------------------------------------------------------------------------------------------------------------------------------------------------------------------------------------------------------------------------------------------------------------------------------------------------------------------------------------------------------------------------------------------------------------------------------------|
| <ol style="list-style-type: none"> 1. Beaded Accessory 2. Beaded Clothing 3. Chicken Scratching (On Gingham) 4. Doll Blanket or Quilt 5. Doll or Bear Clothing (Doll or Bear not Included) 6. Fleece Blanket, Tied 7. Hand Ribbon Embroidery 8. Machine Ribbon Embroidery 9. Painted Wood Item, Holiday, Not to Exceed 3' by 3' 10. Painted Wood Item, Non-Holiday, Not to Exceed 3' by 3' 11. Pet Costume Sewn by Exhibitor | <ol style="list-style-type: none"> 12. Shawl or Wrap of Any Other Form of Needlecraft, Swedish Weave, Etc 13. Smocking 14. Stuffed Toy / Doll / Animal Sewn by Exhibitor 15. Swedish Weaving 16. Window Treatment (Include Mounting Material) 17. Woven, Loomed Placemat 18. Woven, Loomed Rug 19. Woven, Loomed Table Runner 20. Woven, Loomed – Any Other Article 21. 3 Items of a Kind (Jar Covers, Napkin Ring, Etc.) Any Needlecraft 22. Any Other Home Furnishing (Identify on Tag) 23. Any Other Tree Ornament not Listed Above (2) |
|---------------------------------------------------------------------------------------------------------------------------------------------------------------------------------------------------------------------------------------------------------------------------------------------------------------------------------------------------------------------------------------------------------------------------------------------------------------------------------------------------------------------------------------|--------------------------------------------------------------------------------------------------------------------------------------------------------------------------------------------------------------------------------------------------------------------------------------------------------------------------------------------------------------------------------------------------------------------------------------------------------------------------------------------------------------------------------------------------------------------------------------------------------------------------------------------------------------|

Premium: Blue - \$1.75, Red - \$1.50, White - \$1.25, Pink - \$1.00

FAIR JUDGING BENEFITS

The fair gives youth and adults a chance to get helpful feedback on the projects they've worked on all year. This feedback can motivate them, teach new skills, and show what to improve next. The judging process matters even more than any ribbon because planning, practicing, and presenting a finished project is how 4-H members truly learn by doing.

Types of Junior Fair Judging

Face-to-face judging is a conversation between the exhibitor and the judge so the exhibitor can learn directly about the strengths and areas for improvement in their project.

What happens during face-to-face judging

The exhibitor brings their project to the judge at the scheduled time. They talk together about how the project was made, what the exhibitor learned, and the effort that went into it.

The judge evaluates the project while also getting to know the exhibitor's knowledge and skills.

The Danish system is a way of judging where every exhibitor receives a ribbon and premium, not just the top few. Instead of ranking only four entries, the judge evaluates each project on its own quality and places all entries into ribbon groups.

How Danish judging works

Every project is judged on its individual merit, not compared directly to others.

All exhibitors receive a ribbon and premium.

The number of blue, red, white, and pink ribbons allowed depends on how many entries are in the class.

The judging processes offer several benefits, including:

Educational Value

It provides a platform for youth to learn about the importance of livestock production and the impact of nutrition and management practices on carcass quality and yield.

Skill Development

Judges help exhibitors learn the strengths and weaknesses of their projects, guiding them to further improvement.

Personal Growth

Judges' knowledge, skills, and experiences provide valuable feedback and mentorship to participants.

Real-World Connection

Animal projects and carcass contests connect livestock projects to real-world agriculture, enhancing the educational value of youth animal projects.

These benefits contribute to a well-rounded experience for all involved.



JUNIOR CLASS EXHIBITS



Junior Fair – Department #101 Dairy Cattle * ATCP 160.51

- Judging begins Saturday at 9 am in the Coliseum, using Danish Judging System. Entries must be in place by Thursday at 3:00 pm.
- Posters & Non-Animal Entries Available in Department 110 – Veterinary Science
- ALL dairy project exhibitors are encouraged to attend club level instructional dairy meeting to help them as they exhibit at the fair.
- No one under Grade 5 will be allowed to show a cow.
- First year dairy exhibitors may enter two animals on fair entry sheet, but only one is allowed to be shown.
- Second year member can enter 3 animals, but only allowed to show 2.
- Third year members can enter 4 animals, but only allowed to show 3.
- All other dairy Exhibitors can enter 5, but only allowed to show 4.
- Ownership of animals by a junior exhibitor is established when the animal is registered in the name of the exhibitor only.
- Registration number or ear tag and WI Premise ID is to be included on fair entry forms.
- All dairy animals must be purchased by June 1st.
- Exhibitors must show their entered animal. Hardship exemptions must be cleared with Superintendent.
- Professional clipping & grooming for hire is discouraged but not prohibited. The goal of 4-H and other youth organizations is to have youth LEARN these skills for themselves.
- Dry Cow: is not less the 3 years old which is not currently lactating, but has milked 280 days or more since the last fair season.
- Check in consists of presenting cattle identification & registration forms to the dairy cattle superintendent.
- Show Order – Milk Cows followed by heifers

Dairy Youth Exhibitor Benefit Auction – Held Prior to Futurity Show

Class A – Dairy Showmanship

- Must be Entered in Fair Entry.
- Exhibitors must show their own project animal to compete

Lots 1 – 5 (Grade level as of January 1st)

- | | |
|-----------------------------|----------------------------------|
| 1. Showmanship, Grade 3 – 4 | 4. Showmanship, Grade 9 – 10 |
| 2. Showmanship, Grade 5 – 6 | 5. Showmanship, Grade 11 & Older |
| 3. Showmanship, Grade 7 – 8 | |

Premium: Blue - \$3.00, Red - \$2.50, White - \$2.00, Pink - \$1.50

See Descriptions Starting on Page 19

Class B – Heifer Calf, Spring

Class C – Heifer Calf, Winter

Class D – Heifer Calf, Fall

Premium: Blue - \$9.00, Red - \$8.00, White - \$7.00, Pink - \$5.00

Class E – Heifer Calf, Summer Yearling

Class F – Heifer Calf, Spring Yearling

Class G – Heifer Calf, Winter Yearling

Class H – Heifer Calf, Fall Yearling

Premium: Blue - \$11.00, Red - \$9.00, White - \$7.00, Pink - \$5.00

Class I – Cow, 2 Years Old

Class J – Cow, 3 Years Old

Class K – Cow, 4 Years Old

Class L – Cow, 5 Years Old & Older

Class M – Cow, Dry, 3 Years Old & Older

Premium: Blue - \$12.00, Red - \$10.00 White - \$8.00, Pink - \$6.00

Lots 1 – 9

- | | | |
|----------------|-------------------------|-------------------------|
| 1. Ayrshire | 4. Holstein, Registered | 7. Milking Shorthorn |
| 2. Brown Swiss | 5. Holstein, Grade | 8. Red & White Holstein |
| 3. Guernsey | 6. Jersey | 9. Any Other Breed |

**Junior Fair – Department #102
Beef Cattle * ATCP 160.52**

- Market and Showmanship Judging begins Friday at 8am in the Coliseum, using Danish Judging System. Feeder & Breeding Stock classes judging will begin approximately at 11am Friday.
- Weigh in / Check in is 8 am to 3:30 pm on Wednesday.
- Posters & Non-Animal Entries Available in Department 110 – Veterinary Science
- Class A & B – Beef project exhibitors must be in 5th grade or over as of January 1st of the current fair year to show a market beef steer, cow or heifer in the live animal show and to enter the auction and carcass contest. Exhibitors must have an adult assist in moving the steer / market beef heifer from the beef barn to the Coliseum and have an adult near while animal is shown and sold.
- Classes C thru G: Exhibitors may be in grade 3 or older as of January 1st of the current fair year. Exhibitors in Grades 3 & 4 may only show Junior Calf, Senior Calf or Feeder Calf. If a 3rd grader shows a feeder calf, they may show THAT animal in market the following year as a 4th grader.
- Open to all breeds and all will be judged in the same class.
- The same animal cannot be shown in a market class and a breeding class.
- Limit of 5 beef animals per member, with 2 being Market Class.
- Animals must be entered in Class A – Market, Class B – Carcass & Class C – Showmanship to be eligible for auction.
- All beef animals must be double tied.

Class A – Market Beef

- Weight classes will be divided accordingly by number and weight after final weigh-in.
- Market Steer should be born after January 1st of previous year and have all milk teeth solidly in place and show no nicking of gums.
- If you want to show 2 animals in Market Class you must enter the class twice.

Lots 1 – 3

- | | |
|-----------------------------------------|----------------------------------------------------------|
| 1. Beef Market Animal (Identify Breed) | 3. Dairy / Beef Crossbred Market Animal |
| 2. Dairy Market Animal (Identify Breed) | (Defined: one parent is a dairy breed, one a beef breed) |

Premium: Blue - \$8.00, Red - \$7.00, White - \$6.00, Pink - \$5.00

Class B – Carcass Contest

***If you are showing two market animals, you must enter carcass for each.**

Lots 1 – 3

- 1. Beef Carcass
- 2. Dairy Carcass
- 3. Dairy / Beef Crossbred Carcass

Premium: Blue - \$6.00, Red - \$5.00, White - \$4.00, Pink - \$3.00

Class G – Feeder Beef Class

- Steers can be beef, dairy or crossbred steers or heifers.
- Steers must be castrated. All animals must be dehorned.
- Animals MUST BE BORN between January 1st and May 31st of the current fair year.
- Judging criteria is as follows:
 - What the exhibitor has learned about the care and raising of the steer
 - The fitting and showing (according to beef or dairy guidelines) of the steer with emphasis on what the exhibitor has learned.
 - The general health and appearance of the calf and the exhibitor’s knowledge in the health area.

Lots 1 – 3

- 1. Beef Feeder
- 2. Dairy Feeder
- 3. Crossbred Feeder

Class C – Beef Showmanship

Lots 1 – 10

- **Grade Level as of January 1st**

- 1. Showmanship, Grade 12 & Older
- 2. Showmanship, Grade 11
- 3. Showmanship, Grade 10
- 4. Showmanship, Grade 9
- 5. Showmanship, Grade 8
- 6. Showmanship, Grade 7
- 7. Showmanship, Grade 6
- 8. Showmanship, Grade 5
- 9. Showmanship, Grade 4
- 10. Showmanship, Grade 3

Premium: Blue - \$3.00, Red - \$2.50, White - \$2.00, Pink - \$1.50

Class D – Breeding Stock

If not more than 3 animals in a class, classes will be grouped together.

Lots 1 – 7

(Age (lot) definitions begin on page 19.)

- 1. Junior Heifer Calf Premium: Blue - \$9.00, Red - \$8.00, White - \$7.00, Pink - \$5.00
- 2. Senior Heifer Calf Premium: Blue - \$11.00, Red - \$9.00, White - \$7.00, Pink - \$5.00
- 3. Summer Yearling Heifer Premium: Blue - \$11.00, Red - \$9.00, White - \$7.00, Pink - \$5.00
- 4. Junior Yearling Heifer Premium: Blue - \$11.00, Red - \$9.00, White - \$7.00, Pink - \$5.00
- 5. Senior Yearling Heifer Premium: Blue - \$11.00, Red - \$9.00, White - \$7.00, Pink - \$5.00
- 6. Cow, 2 Years Old & Over Premium: Blue - \$8.00, Red - \$7.00, White - \$6.00, Pink - \$5.00
- 7. Cow, Calf Pair Plaque & Ribbon Only

Premium Classes G: Blue - \$8.00, Red - \$7.00, White - \$6.00, Pink - \$5.00

Junior Fair – Department #103 Swine * ATCP 160.53

- Judging begins Thursday at 8:00 am in the Coliseum, using Danish Judging System
- Weigh-in / Check-in is 8 am-3:30 pm on Wednesday.
- Posters & Non-Animal Entries Available in Department 110 – Veterinary Science
- Pee Wee Class begins after feeder pig class. Sign-up at the show. No premiums, Ribbons provided by the Shawano County Farm Bureau.
- Animals must be entered in Class A – Market, Class B – Showmanship & Class C – Carcass to be eligible for auction.
- Limit of 5 swine entries, with 2 being Market Class. Market Class animals must be in different weight break classes.
- WI Intrastate Health Certificate due at weigh-in

Class A – Swine Market Class

- If you want to show 2 animals in Market Class you must enter this class twice.
- Weight classes will be divided accordingly by number and weight after final weigh-in for market class.
- Hogs less than 230 pounds will show as “Special” light weight class, premium only. Light weights will not be auctioned.
- Hogs over 300 pounds will be shown and sold at 300 pounds.

Lot 1

1. Market Animal

Premium: Blue - \$6.00, Red - \$5.00, White - \$4.00, Pink - \$3.00

Class B – Swine Showmanship

- These categories may be broken down further if groups become too large as per decision of judge. The top three in each category will come back.
- **Grade level as of January 1st!!**

Lots 1 – 10

- | | | |
|-------------------------------|-------------------------|--------------------------|
| 1. Showmanship, Grade 12 & 13 | 5. Showmanship, Grade 8 | 9. Showmanship, Grade 4 |
| 2. Showmanship, Grade 11 | 6. Showmanship, Grade 7 | 10. Showmanship, Grade 3 |
| 3. Showmanship, Grade 10 | 7. Showmanship, Grade 6 | |
| 4. Showmanship, Grade 9 | 8. Showmanship, Grade 5 | |

Premium: Blue - \$3.00, Red - \$2.50, White - \$2.00, Pink - \$1.50

Class C – Swine Carcass Contest

Lot 1

1. Swine Carcass Contest

Premium: Blue - \$6.00, Red - \$5.00, White - \$4.00, Pink - \$3.00

Junior Fair – Department #104 Sheep * ATCP 160.54

- Judging begins Thursday at 4:00 pm in the Coliseum, using Danish Judging System
- Weigh in / Check in is 8 am-3:30 pm on Wednesday.
- Posters & Non-Animal Entries Available in Department 110 – Veterinary Science

- Exhibitor limited to 5 animals with 2 being Market Class. Market class animals must be shown by exhibitor. In the event both are in the same class, another 4-H eligible youth must exhibit on behalf of the exhibitor.
- All wool breeds shall be shown with 2" or less of wool.
- All meat breeds shall be slick shorn prior to show day.
- Undocked animals will be disqualified.
- Animals must be entered in Class A – Market, Class B – Showmanship and Class C – Carcass to be eligible for auction.
- Pee Wee Showmanship Class Ages 3 to 8 as of January 1st current year. Sign up at show.
- If not more than 3 animals in a class, classes will be grouped together.

Class A – Market Class

- If you want to show 2 animals in Market Class, you must enter this class twice.
- Classes will be divided accordingly by number and weight after final weigh-in.
- Wethers and ewes are eligible to compete in market class.

Lot 1

1. Market Animal

Premium: Blue - \$5.00, Red - \$4.00, White - \$3.00, Pink - \$2.00

Class B – Sheep Showmanship

- Grade level as of January 1st of the current year

Lots 1 – 4

- | | |
|----------------------------------|-----------------------------|
| 1. Showmanship, Grade 10 & older | 3. Showmanship, Grade 5 – 6 |
| 2. Showmanship, Grade 7 – 9 | 4. Showmanship, Grade 3 – 4 |

Premium: Blue - \$3.00, Red - \$2.50, White - \$2.00, Pink - \$1.50

Class C – Sheep Carcass Contest

Lot 1

1. Lamb Carcass Contest

Premium: Blue - \$6.00, Red - \$5.00, White - \$4.00, Pink - \$3.00

Class D – Breeding Stock Class – Meat Breed

- As determined by exhibitor

Class E – Breeding Stock Class – Wool Breed

- As determined by exhibitor

Lots 1 – 10 (Classes D & E)

- | | | | |
|--------------------|--------------------|------------------|------------|
| 1. Spring Ram Lamb | 4. Yearling Ram | 7. Fall Ewe Lamb | 10. Wether |
| 2. Winter Ram Lamb | 5. Spring Ewe Lamb | 8. Yearling Ewe | |
| 3. Fall Ram Lamb | 6. Winter Ewe Lamb | 9. Mature Ewe | |

Premium: Blue - \$5.00, Red - \$4.00, White - \$3.00, Pink - \$2.00

Class F – Lead Line Class

- Only ewes, ewe lambs or wethers may be exhibited for lead line class. These sheep must be entered in another class at this year's Shawano County Fair.

Lots 1 – 2

1. Lead Line, Wool Outfit (wool or wool blend fabric, no less than 60% wool)
2. Lead Line, Costume (Must use creativity to produce an interesting costume. May use any material, no restriction.)

Premium: Blue - \$3.00, Red - \$2.50, White - \$2.00, Pink - \$1.50

Junior Fair – Department #105 Goats * ATCP 160.55

- Judging begins Thursday at 6:00 pm (following the sheep show) in the Coliseum, using Danish Judging System
- Check in is 8 am to 3:30 pm on Wednesday (meat, dairy AND others) Check in with superintendent before unloading animals.
- Posters & Non-Animal Entries Available in Department 110 – Veterinary Science
- Open to all Goat (dairy, meat, and other) project members.
- All goats will be inspected by the Fair veterinarian.
- Any goats showing signs of sore mouth, abscesses or any other contagious disease will be removed from the fairgrounds immediately and prohibited from showing.
- Exhibitors are limited to 2 market goats, 5 goats total.
- No intact males.
- Estimated order of show will be Class D, Dairy Goats followed by remaining classes in order listed in this book. Formal show order will be posted by day of show.
- If not more than 3 animals in a class, classes will be grouped together.

Class D – Dairy Goats

- Breeding females utilized in milk production Nubian, Alpine, LaMancha, Toggenburg, Etc.
- Animals in Lots 1 thru 5 must have freshened including dry milkers.

Lots 1 – 7

- | | |
|---------------------------------------------------|---------------------------------------------------|
| 1. Milking Yearling under 2 Years of Age | 5. Junior Doe Kid, born Jan 1-Sept 1 current year |
| 2. Doe, 2 Years Old & Under 3 Years Old | 6. Dam & Daughter (Placing Ribbons Only) |
| 3. Doe, 3 Years Old & Under 5 Years Old | 7. Yearling Doe (1 year, less than 2) |
| 4. Senior Doe Kid, born Sept 1-Dec 31, prev. year | |

Class A – Market Goats

- Market goats must weigh a minimum of 55 pounds at the final weigh in.
- Can be any breed of goat that is being raised for meat, wethers or does.
- Classes will be divided accordingly by number and weight after final weigh-in.

Lots 1 – 2

1. Dairy goat (includes Dairy cross and other, non-meat breeds)
2. Meat goat

Class B – Goat Showmanship

- **Grade Level as of January 1st.**
- May show either dairy or meat goat, Show to that type standard.

Lots 1 – 3

1. Showmanship, Grade 3 - 6
2. Showmanship, Grade 7 – 9
3. Showmanship, Grade 10 & Older

Premium: Blue - \$3.00, Red - \$2.50, White - \$2.00, Pink - \$1.50

Class C – Goat Carcass**Lots 1 - 2**

1. Dairy goat (includes Dairy cross and other, non-meat breeds)
2. Meat goat

Premium: Blue - \$6.00, Red - \$5.00, White - \$4.00, Pink - \$3.00

Class E – Commercial Production

- **Breeding females utilized in meat production: Boer, Kiko, Spanish, Etc.**

Lots 1 – 6

1. Junior Doe Kid, born Jan. 1-Sept 1 current year
2. Senior Doe Kid, born Sept 1 -Dec 31, prev. year
3. Yearling Doe, born Sept 1, two years - Sept 1, prev. year

- **Animals below must have freshened, including dry milker.**

4. Mature Doe, 2-4 Years Old
5. Senior Doe, 4 Years Old & Over
6. Dam & Daughter (Ribbon Only)

Class F – Other Breeds; all breeds not recognized as dairy or meat goat breeds

- Including but not limited to Pigmy, Angora, Fainting (myotonic)

Lots 1 – 8

- | | |
|---------------------------------------------------|---------------------------------------------------|
| 1. Milking Yearling under 2 Years of Age | 5. Junior Doe Kid, born Jan 1-Sept 1 current year |
| 2. Doe, 2 Years Old & Under 3 Years Old | 6. Dam & Daughter (Placing Ribbons Only) |
| 3. Doe, 3 Years Old & Under 5 Years Old | 7. Junior Yearling Doe, 7-12 months of age |
| 4. Senior Doe Kid, born Sept 1-Dec 31, prev. year | 8. Senior Yearling Doe, 12-24 mo, not in milk |

Premium – all classes except showmanship and carcass: Blue - \$5.00, Red - \$4.00, White - \$3.00, Pink - \$2.00

**Junior Fair – Department #106
Horse & Pony * ATCP 160.56**

- Judging begins Sunday at 8:00 am in the Horse Arena, using Danish & Regular Judging System
- Posters & Non-Animal Entries Available in Department 110 – Veterinary Science
- Judging types for each class are determined by the State of Wisconsin.
- The following types are used in the Horse Department:
 - Classes may be for Premium or Ribbon only regardless of type of judging.
 - Regular Judging = 4 entries will receive placing
 - Danish Judging = All entries will receive placing based on number of entries in class.
- **CURRENT YEAR COGGINS TEST IS NEEDED.** Please bring ORIGINAL and 1 COPY. Copy will be kept on file and original returned to you. **You must include a Premise ID number on the top of your Coggins papers.**
- Open to all exhibitors enrolled in the 4-H Horse/Pony project, Horseless Horse Project and FFA members.
- Each Junior Fair Exhibitor must participate in verbal, riding, halter or showmanship clinics with each horse they plan to exhibit at the fair. The number of required clinics will be determined and communicated by the Horse Project Committee.

- Each Junior Fair Exhibitor or a member of their family **MUST ATTEND AND WORK AT** one of the scheduled set up or tear down days in order to show at the fair.
- Horses staying at the fair need to remain on the fairgrounds until released by a barn steward on Monday at 4 pm. All decorations must remain in place until 3 pm on Monday. Stalls can be stripped and cleaned after 3 pm on Monday, but **NOT** before 3 pm.
- Draft horses may be brought in on Sunday, shown and then taken home, unless room is available.
- All exhibitors including therapeutic riders may contact the Horse Superintendent for stall needs
- An individual may exhibit 1 or 2 project animals at the fair.
- The project animal may be owned, leased or managerial.
 - Ownership / leased project: the animal is owned / leased by the exhibitor or his immediate family. The exhibitor must be involved in the care of the animal and take an active part in training and showing the animal.
 - Managerial project: the animal is owned by someone other than the exhibitor or their immediate family. The exhibitor must be involved in the care, training and showing of the animal starting June 1st.
- No stud colt born prior to January 1st of current year may be shown and will not be allowed in the barns.
- Pony height shall be 56 inches and under, Mini height shall be 38 inches and under. -Pony or mini may be measured at the fair if height is questioned.
- All Wisconsin State 4-H Horse Project Showing rules regarding clothing, equipment and class rules will be enforced. A copy of these rules may be obtained from the UW Division of Extension Office or at the following link. <https://4h.extension.wisc.edu/opportunities/projects/large-animals/horse-project/wisconsin-4-h-horse-association/>
- Privilege of showing may be revoked by the Superintendent.
- Decision of the judge is final.

Disqualification Rules:

- ❖ Any exhibitor late for a class may be disqualified. A tack change may be requested by the exhibitor to allow extra time.
- ❖ Exhibitors are not to be coached from the rail while being judged.
- ❖ During the fair, only the exhibitor, immediate family members or horse owner may work / ride the horse except for the fun show.
- ❖ On the day of the show, **ONLY** the exhibitor may work with or ride the horse or pony. (Exceptions due to safety concerns may be considered by the Horse Superintendent.)
- ❖ Unnecessary roughness to animals or use of severe bits or other prohibited gear is not allowed.
- ❖ Unsound animals or unruly animals may be disqualified. More information located in the Equestrian Guideline document. <https://fyi.uwex.edu/wi4haganimalscience/files/2014/06/Equestrian-Guidelines-2.pdf>
- ❖ No bareback riding allowed
- ❖ Safety helmets must be worn while riding and / or driving. Helmets must be SEI and ASTM approved and exhibitors must wear boots, with at least 1/2" cut-out heel. Medical arm bands are also required.
- ❖ The same horse cannot be shown in both Open Class and Junior Fair except in the Open Show Lead Line Class and/or age 5-9 open class exhibitor classes.
- ❖ Animals should be exercised daily while at the fair. If round pens are used, you must stay with animal & follow the 30-minute schedule.
- ❖ All Grade levels are as of January 1st of the current year.

HALTER Classes

- Regular Judging
- Conformation of the Animal is judged.

Class AA –Fillies & Mares (Female)

Class AB –Colts, Geldings (Male)

Lots 1 – 8 (Apply to classes AA & AB)

- | | | |
|----------------------------------|-----------------------|---------------------------------|
| 1. Miniature Horse (38" & under) | 4. English Type Horse | 7. Donkey, Mule, Hinny or Jenny |
| 2. Pony (56" and under) | 5. Western Type Horse | 8. Draft Horse |
| 3. 2 Years of Age & Under | 6. Ranch Type Halter | 9. Any Equine 15+ Years of Age |

SHOWMANSHIP Classes

- Danish Judging
- Exhibitors Ability to Show at Halter is Judged.

Class BA – Miniature Horse Showmanship

Class BB – Pony Showmanship

Class BC – Horse Showmanship

Class BD – Draft Horse Showmanship

Class BE – Donkey, Mule, Hinny Showmanship

Class BF – Horseless Horse Showmanship

Lots 1 – 3 (Class BA-BF)

- | | | |
|----------------|--------------|----------------|
| 1. Grade 3 – 5 | 2. Grade 6-9 | 3. Grade 10-13 |
|----------------|--------------|----------------|

PLEASURE DRIVING Class

- Regular Judging

Class CA – Miniature Horse Driving

Class CB – Pony Driving

Class CC – Horse Driving

Class CD – Draft Horse, Cart Driving

Class CE – Mule, Donkey, Hinny Driving

Class CF – Cones Driving (Timed Event)

Lots 1 – 3 (Apply to classes CA – CF)

- | | | |
|-----------------|-----------------|-----------------|
| 1. Grades 3 – 5 | 2. Grades 6 – 9 | 3. Grades 10-13 |
|-----------------|-----------------|-----------------|

REINSMANSHIP Driving Class

- Danish Judging

Class DA – Miniature Horse Reinsmanship

Class DB – Pony Reinsmanship

Class DC – Horse Reinsmanship

Class DD – Draft Horse Reinsmanship

Class DE – Mule, Donkey & Hinny Reinsmanship

Lots 1 – 3 (Apply to classes DA – DE)

- | | | |
|-----------------|-----------------|-----------------|
| 1. Grades 3 – 5 | 2. Grades 6 – 9 | 3. Grades 10-13 |
|-----------------|-----------------|-----------------|

Class EA – Pony English Pleasure – Regular Judging

Class EB – Horse English Pleasure – Regular Judging

Class EC – Dressage Suitability – Regular Judging

Lots 1 – 3 (Apply to classes EA - EC)

- | | | |
|-----------------|-----------------|-------------------|
| 1. Grades 3 – 5 | 2. Grades 6 – 9 | 3. Grades 10 – 13 |
|-----------------|-----------------|-------------------|

Class FA – Pony English Equitation – Danish Judging

Class FB – Horse English Equitation – Danish Judging

Lots 1 – 3 (Apply to classes FA & FB)

- | | | |
|-----------------|-----------------|-------------------|
| 1. Grades 3 – 5 | 2. Grades 6 – 9 | 3. Grades 10 – 13 |
|-----------------|-----------------|-------------------|

Class GA – Walk-Trot Pleasure – Regular Judging**Class GB – Walk-Trot Horsemanship / Equitation – Danish Judging****Class GC – Horseless Horse Walk-Trot Pleasure – Regular Judging****Class GD – Ranch Rail Walk Trot**

- Classes GA thru GD may not enter this combination of horse/rider in any canter classes.
- Exception: Intro Level Dressage.

Lots 1 – 3 (Apply to classes GA – GD)

1. Grades 3 – 5
2. Grades 6 – 9
3. Grades 10 – 13

Class HA – 4-H Extra Pleasure – Regular Judging (Ribbon Only) English or Western**Lots 1 – 3 (Apply to class HA)**

1. Grades 3 – 5
2. Grades 6 – 9
3. Grades 10 – 13

Class IA – Pony Western Pleasure – Regular Judging**Class IB – Horse Western Pleasure – Regular Judging****Lots 1 – 3 (Apply to classes IA & IB)**

1. Grades 3 – 5
2. Grades 6 – 9
3. Grades 10 – 13

Class JA – Pony Western Horsemanship – Danish Judging**Class JB – Horse Western Horsemanship – Danish Judging****Lots 1 – 3 (Apply to classes JA & JB)**

1. Grades 3 – 5
2. Grades 6 – 9
3. Grades 10 – 13

Class KA – Ranch Riding Rail**Class KB – Ranch Riding Pattern****Lots 1 – 3 (Apply to classes KA & KB)**

1. Grades 3 – 5
2. Grades 6 – 9
3. Grades 10 – 13

Class LA – Western Riding – Regular Judging**Lots 1 - 3 (Apply to class LA)**

1. Grades 3 – 5
2. Grades 6 – 9
3. Grades 10 – 13

Class MA – Mule, Donkey, Hinny Pleasure – Regular Judging**Class MB – Mule, Donkey, Hinny Horsemanship / Equitation – Danish Judging****Lot 1 (Apply to class MA & MB)**

1. All Ages

Class NA – Therapeutic Walk-Trot – Regular Judging**Lot 1**

1. All Ages

Class OA – Trail Class – Danish Judging

- These classes will be judged on Friday from 3 pm to 6 pm.
- Exhibitor may only enter 1 animal in a trail class. (If showing more than 1 animal, it has to be in different class.)
- Animal is judged through the obstacle course on control, agility and calmness.
- English, Western or Ranch style of riding.

Lots 1–4 (Apply to class OA)

- | | | |
|-----------------|-----------------|-------------------------------|
| 1. Therapeutic | 3. Grades 6 - 9 | 5. Walk/Trot only – any grade |
| 2. Grades 3 – 5 | 4. Grades 10-13 | |

Class PA – In-Hand Trail – Danish Judging**Lots 1 – 3 (Apply to class PA)**

- | | | |
|-----------------|-----------------|-------------------|
| 1. Grades 3 – 5 | 2. Grades 6 – 9 | 3. Grades 10 – 13 |
|-----------------|-----------------|-------------------|

Premiums Class AA–PA: Blue - \$8.00, Red - \$7.00, White - \$6.00, Pink - \$5.00

Class QA – Costume Class (Ribbon Only)

- Costume should be designed for both animal & exhibitor in style for riding, driving or in-hand (no bareback riding).

Lot 1 (Applies to class QA)

1. All Ages

GYMKHANA Classes (Timed Events)**Class RA – Cloverleaf Barrels****Class RB – Flag Race****Class RC – Plug Race****Class RD – Pole Bending****Class RE – L.T. Special****Class RF – Key Race****Lots 1 – 3 (Apply to classes RA – RF)**

- | | | |
|-----------------|-----------------|-------------------|
| 1. Grades 3 – 5 | 2. Grades 6 – 9 | 3. Grades 10 – 13 |
|-----------------|-----------------|-------------------|

Class SA– Dressage – All Ages

- These classes will be run simultaneously with Open Show on Saturday, but judged separately.
- Riders must declare which test they are riding prior to show day.
- Riders may not show in more than two consecutive levels.
- Rider may only ride one test in each level.

Lots 1 – 4 (Apply to class SA)

1. Intro Level Test (Walk & trot only. Horse or pony / rider combination that have won a blue ribbon in this lot must move to up one level.)
2. Training Level (Walk, trot and canter)
3. First Level Test (Walk, trot, canter, extension & simple lateral work)
4. Second Level Test (All Gaits plus lead changes, collection and more advanced lateral work)

Jumping

- English tack / attire is required.
- These classes will be run simultaneously with Open Show on Saturday, but judged separately.

Class TA – In-hand Miniature Horse/Donkey Hunter Jumper

- To be judged on style
- Course with jumps 18” – 30”

Class TB – Hunter Hack (Two jumps not to exceed 18” with rail work.)

Class TC – Hunter Over Fences Low (Course with jumps not to exceed 2’)

Class TD – Hunter Over Fences Intermediate (Course with jumps not to exceed 2’6”)

Lots 1 – 3 (Apply to classes TA – TD)

1. Grades 3 – 6

2. Grades 7 – 9

3. Grades 10 & Older

**Junior Fair – Department #107
Poultry * ATCP 160.57**

- **Judging begins Saturday at 9:00 am in the Poultry Barn, using Danish Judging System**
- Posters & Non-Animal Entries Available in Department 110 – Veterinary Science
- All Poultry exhibited may be subjected to quarantine & slaughter if any infectious disease is discovered among any of the poultry in the exhibit.
- Maximum of 25 entries per exhibitor.
- Exhibitor must have attended at least one 4-H education credit event/meeting.
- If participating in market classes, you must attend one market meeting.
- The same bird cannot be entered in both the market class and the breeding class.
- If you decide not to bring an animal that you entered, please notify the Junior Fair Superintendent by the Friday before the fair, so we may use the cages.
- Birds must be clean & free of disease, lice & mites in order to be judged & receive a premium. If any are found, birds will be sent home and not eligible for showing.
- All poultry is recommended to be-banded for ID before check-in.
- Entries may be brought in any time after 9 am on Thursday and must be in place by 5:00pm. Early check-in on Wednesday from 7:00-8:00pm is permitted if pre-arranged with superintendent.
- Decorations in Youth Area should promote 4-H Clubs or other youth organizations, not individuals or farms.
- Decorations allowed on or above cages only, no floor decorations.
- Storage area will be provided for supplies. Storage in cages is not allowed.
- All turkeys must be under 6 months of age.
- Cages must be kept clean for premium payment.
- No entered animals may leave fairgrounds before stated release time, except for illness (see general rules).
- No extra animals are brought into the poultry building.
- No “For Sale” signs may be posted.
- Only one lot per class is permitted.
- Poultry for your project should be owned and cared for by you for a minimum of 2 months prior to the fair, with the exception of market poultry which should be raised by exhibitor since under one week of age.

REQUIRED BLOOD TEST

- All poultry, including game birds, waterfowl and pea fowl, over 4 months of age must have proof that it has originated from “US Pullorum Typhoid Clean” flocks. **Proof must be a flock status certificate or individual test paperwork. Check with superintendent for current state requirements.**
- **Egg exhibits must be from a “Pullorum Typhoid” clean hen, tested prior to the fair.**
- **Blood testing proof must be submitted at check in.** (Pigeons do not need this proof.)
- **There will be no blood testing at the Fair!**
- No poultry will be admitted to the Poultry Building or presented for judging without this proof.
- Blood testing will be held at the Fairgrounds. Contact Extension for dates.

JUDGING

- All exhibitors must be present or provide substitute when judging takes place (even if bird is judged in cages). **Substitute must be youth Grade 3 or older.** Exhibitors must present birds to judge's table. Birds will not be removed from cages or presented to judges by superintendent or assistants in exhibitors' absence, without prior arrangements.
- Judges will award no premium on inferior fowl or birds improperly classified even when there is no competition.
- All specimens will be judged by comparison. The "American Standard of Perfection" will be used as a guide except that the weight clause will not be applied in breed classes.
- All poultry must be feathered, not younger than 6 weeks of age.

MARKET CLASSES and Shawano County 4-H SMALL ANIMAL AUCTION

- Only entries in Class JA will be chosen for the 4-H Small Animal Auction.
- Details on the 4-H Small Animal Auction will be distributed by the Shawano County 4-H Rabbit & Poultry Committee.
- Colored birds will be given equal consideration by judge.
- **Same bird cannot be entered in both market & breed class.**
- Market class birds must be weighed in at 7:30 am on Saturday at the south end of the poultry building.

THERE WILL BE A FUN EVENT BEGINNING AT 9 AM IN THE COLISEUM ON MONDAY OF THE FAIR. EVENTS MAY INCLUDE: RABBIT HOPPING, ROOSTER CROWING, TURKEY GOBBLING, CRITTER RACES OR OTHER FUN EVENTS. Schedule of events will be posted each year in the Poultry and Rabbit Barn at the start of the fair.

Shawano County 4-H SMALL ANIMAL AUCTION at approximately 10 am after the pre-auction events.

CHICKENS – Frizzles must be shown in their breed class.

American (None of the following chickens will be auctioned)

| | | |
|------------------------------------|--------------------------------|--------------------------------------|
| Class AB – Barred Plymouth Rock | Class AE – Rhode Island Red | Class AI – All Other American Breeds |
| Class AC – White Plymouth Rock | Class AF – White Wyandotte | |
| Class AD – Any Other Plymouth Rock | Class AG – Any other Wyandotte | |
| | Class AH – New Hampshire | |

Mediterranean

| | | |
|-------------------------------|-------------------------|------------------------------------|
| Class AJ – White Leghorn | Class AL – All Minorcas | Class AN – All Other Mediterranean |
| Class AK – All Brown Leghorns | Class AM – Ancona | |

Chickens – Asiatic

| | | |
|------------------------------|-----------------------------|-------------------------------------|
| Class AO – Light Brahma | Class AR – White Cochin | Class AU – Langshan, All Varieties |
| Class AP – All Other Brahmas | Class AS – Buff Cochin | Class AV – All Other Asiatic Breeds |
| Class AQ – Black Cochin | Class AT – All Other Cochin | |

Chickens – English

| | | |
|----------------------|-----------------------|----------------------------------------|
| Class AW – Cornish | Class AY – Australorp | Class AZ – All Other English Varieties |
| Class AX – Orpington | | |

Chickens – Continental

| | | |
|-----------------------|------------------------------|---------------------------------------------|
| Class AZA – Polish | Class AZC – Salmon Faverolle | Class AZD – All Other Continental Varieties |
| Class AZB – Welsummer | | |

Chickens – Miscellaneous

Class AZE – Any Other Standard Variety

Class AZF – Crossbred Egg Type Chickens
Class AZG – AmeraucanaClass AZH – Naked Neck
Class AZI – Crossbred Meat Type Chickens**Bantams – Single Comb Clean Legged Bantams**Class BA – White Plymouth Rock
Class BB – Barred Plymouth Rock
Class BC – All Other Plymouth RockClass BD – Any Japanese
Class BE – White Leghorn
Class BF – All Brown Leghorn
Class BG – All Other S.C. LeghornsClass BH – Rhode Island Red
Class BI – New Hampshire
Class BJ – All Other S.C.C.L. Bantams**Bantams – Rose Comb Clean Legged Bantams**Class BK – White Wyandotte
Class BL – Black Wyandotte
Class BM – All Other WyandotteClass BN – Any Rosecomb
Class BO – Any Sebright
Class BP – Any Antwerp-Belgian

Class BQ – All Other R.C.C.L. Bantams

Bantams – Feather Legged BantamsClass BR – Black Cochin
Class BS – White Cochin
Class BT – Buff Cochin
Class BU – All Other CochinClass BV – Light Brahma
Class BW – Buff Brahma
Class BX – Dark Brahma
Class BY – Any d'UccleClass BZ – Any Silkie
Class BZA – All Other Feather Legged Bantams**Bantams – Game Bantams**Class BZB – Black Breasted Red Old English
Class BZC – Silver Duckwing Old EnglishClass BZD – Red Pyle Old English
Class BZE – All Other Old English
Class BZF – All Modern Game

Class BZFA – All other Game Bantams

Bantams – All Other Combs Clean Legged BantamsClass BZG – Any Cornish
Class BZH – Any Polish

Class BZI – Any Ameraucana

Class BZJ – All Other A.O.C.C.L. Bantams

Pigeons (None of the Following will be Auctioned)Class CA – Homer
Class CB – Roller
Class CC – Tippler
Class CD – Tumbler
Class CE – Any Other PerformingClass CF – Carneaus
Class CG – Kings
Class CH – Mondain
Class CJ – Fantail
Class CK – FrillClass CL – Modena
Class CM – Pouter
Class CN – Any Other Fancy**WATERFOWL (None of the Following will be Auctioned)****Light Ducks**

Class DA - Runner-Fawn & White

Class DB - Runner-any other

Class DC - Any other light duck

Medium Duck

Class DD - Cayuga

Class DE - Any other Medium Duck

Heavy DuckClass DF - Rouen
Class DG - PekinClass DH - Muscovy
Class DI - SaxonyClass DJ - Silver Appleyard
Class DK - Any other Heavy Duck

Bantam Ducks

Class EA – White Call
 Class EB – Gray Call
 Class EC – Snowy Call

Class ED – Any Other Call
 Class EE – East Indie
 Class EF – Mallard Duck

Class EG – Any Other Bantam Duck

Geese

Class FA – Toulouse
 Class FB – Embden

Class FC – African
 Class FD – Chinese

Class FE – All Other Standard Varieties

Lots 1 – 4 (Classes AB - FE)

1. Old Male – hatched prior to January 1st of exhibit year
2. Old Female – hatched prior to January 1st of exhibit year
3. Young Male – hatched after January 1st of exhibit year
4. Young Female – hatched after January 1st of exhibit year

TURKEYS (None of the following will be auctioned)

Only birds under 6 months of Age may be shown

Class GA – Broad White
 Class GB – Bronze

Class GC – Royal Palm

Class GD – All Other Standard Varieties

Lots 1 – 2 (Classes GA - GD)

1. Young Male – hatched after January 1st of exhibit year
2. Young Female – hatched after January 1st of exhibit year.

Premiums for all animal entries (including market): Blue - \$2.00, Red - \$1.75, White - \$1.50, Pink - \$1.25

Eggs

- **All Eggs must be from exhibitor’s laying stock and not dyed.**
- **Please write your exhibitor number on all eggs before check in.**

Class HH – Eggs

Lots 1 – 7

- | | | |
|------------------------------|----------------------------|----------------------------------------|
| 1. Standard White Eggs (3) | 4. Bantam White Eggs (3) | 7. Any Other Eggs (3), Identify on tag |
| 2. Standard Brown Eggs (3) | 5. Bantam Brown Eggs (3) | |
| 3. Standard Colored Eggs (3) | 6. Bantam Colored Eggs (3) | |

Premium: Blue - \$1.75, Red - \$1.50, White - \$1.25, Pink - \$1.00

Poultry Showmanship

Class AA – Poultry Showmanship

Grade Level as of January 1st

Lots 1 – 3

- | | |
|-----------------------------------|------------------------------|
| 1. Showmanship, Grades 10 & Older | 3. Showmanship, Grades 3 – 6 |
| 2. Showmanship, Grades 7 – 9 | |

Premium: Blue - \$3.00, Red - \$2.50, White - \$2.00, Pink - \$1.50

Small Animal Auction & Market Class

See special rules & regulations at front of Department 107, page 85-86 and front of book.

Class JA – Market Class**Lots 1 – 9**

1. Young Female, crossbred meat type chicken, 5 pounds or more
2. Young Male, crossbred meat type chicken, 5 pounds or more
3. Roaster Chickens, 2 young birds, either sex, each weighing 5 pounds or more
4. Broiler Chickens, 2 young birds, either sex, each weighing 2.5 pounds to 4.5 pounds
5. Young Duck, either sex, 5 pounds or more
6. Young Goose, either sex, 7 pounds or more
7. Young Hen Turkey, Over 15 weeks Old & Under 6 months
8. Young Tom Turkey, Over 15 weeks Old & Under 6 months
9. Young Pigeon, either sex, meat type

**Junior Fair – Department #108
Rabbits * ATCP 160.58**

- **Judging begins Friday at 9:00 am in the Rabbit Barn, using Danish Judging System**
- Posters & Non-Animal Entries Available in Department 110 – Veterinary Science
- Maximum of 25 entries per exhibitor.
- You must clean/spot clean your rabbit trays to earn premium payment.
- Exhibitor number must be written in rabbit's RIGHT ear.
- All rabbits shown must be permanently tattooed in their left ear. Tattooing will be available at designated county meetings and clinics at no cost. Contact the Extension office for dates.
- Exhibitors must bring a list of their fair animals' tattoo numbers to the fair on entry day. Give list to person checking you in.
- **Each exhibitor must have attended at least one 4-H educational credit event/meeting and one fair work day to be eligible to exhibit.**
- If participating in market classes, you must attend one market meeting.
- Rabbits for your project should be owned and cared for by you a minimum of 2 months before the fair.
- If you decide not to bring an animal that you have entered, please notify the Junior Fair Superintendent by the Friday before the fair so we may use the cages.
- Entries may be brought in any time after 9 am on Thursday and must be in place by 5 pm. Early check-in on Wednesday from 7-8pm is permitted if pre-arranged with the superintendent.
- Decorations allowed on or above cages only, no floor decorations.
- Storage area will be provided for supplies. Storage in cages is not allowed.
- Decorations in Youth Area should promote 4-H Clubs or other youth organizations, not individuals or farms.

ANIMAL SALES

- No entered animals may leave the fairgrounds before the stated release time (see general rules).
- No extra animals may be brought into rabbit / poultry building
- No "For Sale" signs may be posted on cages.

JUDGING (Friday, 9am)

- All Exhibitors must be present or provide substitute when judging takes place. **Substitute must be a youth grade 3 or older.**

- Exhibitors must present rabbits to judge’s table. Rabbits will not be removed from cages or presented to judges by the superintendent or assistants in exhibitors’ absence, without prior arrangements.
- Only one lot per class is permitted

Commercial Breeds (6 Class)

Class A – American Chinchilla
 Class B – Californian
 Class C – Crème D-Argent
 Class D – English Lops
 Class E – Flemish Giants
 Class F – French Lops

Class G – New Zealand – Colored
 Class H – New Zealand White
 Class I – Palamino
 Class J – Satins, White
 Class K – Satins, Any Other
 Class L – Silver Fox

Class M – Any Other Commerical Breed (Purebred)
 Class N – Any Other Commerical Breed (Crossbred)

Lots 1 – 6 (Classes A – M)

- | | | |
|-------------------------------|--------------------------------|-------------------------------|
| 1. Buck, Over 8 Months of Age | 4. Doe, 6 – 8 Months of Age | 6. Doe, Under 6 Months of Age |
| 2. Doe, Over 8 Months of Age | 5. Buck, Under 6 Months of Age | Age |
| 3. Buck, 6 – 8 Months of Age | | |

Fancy Breeds (4 Class)

Class O – American Sable
 Class P – Angora
 Class Q – Dutch, All Varieties
 Class R – English Spots
 Class S – Florida White
 Class T – Fuzzy Lops, All Varieties
 Class U – Havana
 Class V – Himalayan
 Class W – Holland Lop
 Class X – Dwarf Hotot

Class Y – Jersey Woolie
 Class Z – Lilac
 Class ZA – Lionhead
 Class ZB – Mini Lop
 Class ZC – Mini Rex, Broken
 Class ZD – Mini Rex, Any Other
 Class ZE – Mini Satin White
 Class ZF – Mini Satin, Any Other
 Class ZG – Netherland Dwarfs (All Varieties)

Class ZH – Polish
 Class ZI – Rex, Broken
 Class ZJ – Rex, Any Other
 Class ZK – Silver Martins
 Class ZL – Any Other Fancy Breed (Purebred)
 Class ZM – Any Other Fancy Breed (Crossbred)

Lots 1 – 4 (Classes O – ZM)

- | | | |
|-------------------------------|--------------------------------|-------------------------------|
| 1. Buck, Over 6 Months of Age | 3. Buck, Under 6 Months of Age | 4. Doe, Under 6 Months of Age |
| 2. Doe, Over 6 Months of Age | Age | Age |

Premium: Blue - \$2.00, Red - \$1.75, White - \$1.50, Pink - \$1.25

Class ZL – Showmanship

Grade Level as of January 1st

Lots 1 – 3

- | | |
|-----------------------------------|------------------------------|
| 1. Showmanship, Grades 10 & Older | 3. Showmanship, Grades 3 – 6 |
| 2. Showmanship, Grades 7 – 9 | |

Premium: Blue - \$3.00, Red - \$2.50, White - \$2.00, Pink - \$1.50

Class ZM – Fur Class

- **Animal must be exhibited in a breed class to participate**
- **No Premium**

Lots 1-4

- | | |
|-------------|----------|
| 1. Rex | 3. Satin |
| 2. Standard | 4. Wool |

MARKET CLASSES and Shawano County 4-H SMALL ANIMAL AUCTION

- Only entries in Classes ZZ will be chosen for the Shawano County 4-H Small Animal Auction.
- Details on the 4-H Small Animal Auction will be distributed by the Shawano County 4-H Rabbit & Poultry Committee.
- Crossbreds are only permitted in Market Classes.
- **Same rabbit cannot be entered in both market class and breeding class.**

THERE WILL BE A FUN EVENT BEGINNING AT 9 AM IN THE COLISEUM ON MONDAY OF THE FAIR. EVENTS MAY INCLUDE: RABBIT HOPPING, ROOSTER CROWING, TURKEY GOBBLING, CRITTER RACES OR OTHER FUN EVENTS. Schedule of events will be posted each year in the Poultry and Rabbit Barn at the start of the fair.

SMALL ANIMAL AUCTION at approximately 10 am after the pre-auction events.

Class ZZ – Market Class

Lots 1 – 4

1. Meat Pen – 3 rabbits of same breed and variety, less than 69 days old. Minimum weight of 3.5 pounds, Maximum weight of 5.5 Pounds. Age limit is 10 weeks.
2. Single Fryer – 1 rabbit less than 69 days old. Minimum weight of 3.5 pounds, Maximum weight of 5.5 Pounds. Age limit is 10 weeks.
3. Roaster Rabbit – 1 rabbit 70 – 180 days old. Minimum weight of 5.5 pounds, Maximum weight of 9 pounds. All rabbits must be under 6 months of age.
4. Stewer Rabbit – 1 rabbit over 180 days old. Minimum weight over 8 pounds. All rabbits must be 6 months or older.

Premium: Blue - \$2.00, Red - \$1.75, White - \$1.50, Pink - \$1.25

Junior Fair – Department #109 Dog Obedience * ATCP 160.59

- Judging begins Sunday at 1:00 pm with check-in at 12:30 pm in the Crawford Center.
- Using Danish Judging System.
- Posters & Non-Animal Entries Available in Department 110 – Veterinary Science
- All dog exhibits must be a result of current year's 4-H work, including 75% attendance at training meetings. This is 11 trainings with 45 possible (3/week). May attend either training group, Mon, Tues, and/or Thurs.
- Only 1 Obedience Class per dog & 1 Showmanship Class per exhibitor. (Exception brace and team)
- Each member is allowed to train & show 3 dogs. Dogs must be in 3 different classes. Each dog must be trained solely by member.
- Each dog must be shown in class it was trained for during the year.
- No dog may be shown by more than one handler or in more than one obedience class.
- All dogs are required to have a current vet certificate as proof of vaccinations to include Distemper, Parvovirus and Rabies. Copy must be given to trainers or sent/dropped off at Extension office prior to beginning training. These will be filed at the fair office.
- Females in season cannot compete in obedience class with the rest of dogs. They will be judged outside after all other dogs in that class are judged. Please DON'T bring her in building. Report to your ring, get arm band & tell ring steward your dog is in season. They are not allowed in the show building at any time.
- All AKC rules will be followed in regular & non-regular Obedience Classes with the following exceptions:
 - ❖ A female in season may be shown, but NOT with the rest of class.
 - ❖ Blind, deaf, lame or mixed breed dogs may compete, but no other exceptions to rules will be made. They must complete all exercises, same as any other dog in their class.

❖ A female with nursing puppies MAY NOT compete. She should not be brought to the show.

- Equipment: Each dog must be equipped with a metal, nylon or leather slip collar with no attachments (name tags, rabies tags or license). A leather, nylon or web leash that is 6 feet long with only a metal snap. Spike or pinch collars or chain leashes will NOT be allowed for showing. Official metal or hardwood dumbbells may be used.
- If your dog messes, you are your own clean-up committee.
- Dogs must be leashed or kenneled at all times outside the ring.
- A dog which has received his CD by June of this year must compete in Grad-Novice Class. Open Class receiving his CDX by June must compete in Pre-Utility Class even though they have trained in the previous class this year. Pre-Utility dogs may not have any legs toward their UD. Utility Class dogs will be permitted to compete in Utility Class until 3 qualifying scores have been attained or an AKC degree has been reached.
- No one is allowed to train or practice with their dog in any show ring the day of the show.
- For those that have successfully received one qualifying score in the class but whose dog is not ready to advance, a request to stay in the class may be made to the trainers. It may be allowed at their discretion.
- Showmanship is judged on the following: skill by exhibitor on handling dog, grooming & conditioning of dog, and handler's attire.

Class A – Beginner Pre-Novice (all work on a 6-foot leash)

Lots 1 & 2

Lot 1 – Untrained handler/new pup

Lot 2 – Experienced handler, new pup

| Skill | Points |
|-----------------------------------------|--------|
| Heel on leash | 40 |
| Figure 8 on leash | 40 |
| Sit for Exam (judge to touch only head) | 40 |
| Recall on leash (no finish) | 40 |
| Sit/Stay on leash (45 seconds) | 40 |
| Total Points | 200 |

Class B – Pre-Novice (all work on a 6-foot leash)

Lots 1 & 2

Lot 1 – Untrained Dog – inexperienced handler

Lot 2 – Untrained Dog – experienced handler or non-qualifying score in Pre-Novice Z

Lot 3 – Previously trained dog – inexperienced handler

| Skill | Points |
|--------------------------|--------|
| Heel on leash & Figure 8 | 50 |
| Stand for Examination | 40 |
| Recall | 50 |
| Long Sit (1 minute) | 30 |
| Long Down (1 minute) | 30 |
| Total Points | 200 |

Class C – Novice

| Skill | Points |
|---------------------------------|--------|
| Heel on leash & Figure 8 | 40 |
| Stand for Examination off leash | 30 |
| Heel off leash | 40 |
| Recall off leash | 30 |
| Long Sit (1 minute on leash) | 30 |
| Long Down (1 minute on leash) | 30 |
| Total Points | 200 |

Class D – Graduate Novice

| Skill | Points |
|-----------------------------------------------------|--------|
| Heel on leash | 30 |
| Stand for Examination off leash | 30 |
| Heel Free & Figure 8 off leash | 40 |
| Drop on Recall off leash | 40 |
| Long Sit (2 minutes, handler in sight, drop leash) | 30 |
| Long Down (3 minutes, handler in sight, drop leash) | 30 |
| Total Points | 200 |

Obedience Premiums

Blue - \$4.50, Red -\$3.50, White -\$2.50, Pink - \$1.50

Class E – Pre-Open (all work off leash)

| Skill | Points |
|-----------------------------------------|--------|
| Heel free & Figure 8 | 40 |
| Drop on Recall | 40 |
| Retrieve on Flat | 30 |
| Recall over Broad Jump | 30 |
| Long Sit (3 minutes, handler in sight) | 30 |
| Long Down (5 minutes, handler in sight) | 30 |
| Total Points | 200 |

Class F – Open (all work off leash)

| Skill | Points |
|-----------------------------------------|--------|
| Heel free & Figure 8 | 40 |
| Drop on Recall | 30 |
| Retrieve on Flat | 20 |
| Recall over High Jump | 30 |
| Broad Jump | 20 |
| Long Sit (3 minutes, handler in sight) | 30 |
| Long Down (5 minutes, handler in sight) | 30 |
| Total Points | 200 |

Class G – Pre-Utility

| Skill | Points |
|-------------------------------------------|--------|
| Signal Exercise | 40 |
| Retrieve over High Jump | 40 |
| Directed retrieve (only Glove 1 & 3 used) | 40 |
| Directed Jump – Go Out (high jump only) | 25 |
| Directed Jump | 25 |
| Moving Stand | 30 |
| Total Points | 200 |

Class H – Utility

| Skill | Points |
|--------------------------------------|--------|
| Signal Exercise | 40 |
| Scent Discrimination – Article 1 | 30 |
| Scent Discrimination – Article 2 | 30 |
| Directed retrieve | 40 |
| Directed Jump (high jump & bar jump) | 40 |
| Moving Stand | 20 |
| Total Points | 200 |

Class I – Beginner Pre-Novice Brace (all work on 6-foot leash)

| Skill | Points |
|-----------------------------------------|--------|
| Heel on leash | 40 |
| Figure 8 on leash | 40 |
| Sit for Exam (judge to touch only head) | 40 |
| Recall on leash (no finish) | 40 |
| Sit/Stay on leash (45 seconds) | 40 |
| Total Points | 200 |

Class J – Pre-Novice Brace (all work on a 6-foot leash)

| Skill | Points |
|--------------------------|--------|
| Heel on leash & Figure 8 | 50 |
| Stand for Examination | 40 |
| Recall | 50 |
| Long Sit (1 minute) | 30 |
| Long Down (1 minute) | 30 |
| Total Points | 200 |

Class K – Novice Brace

| Skill | Points |
|---------------------------------|--------|
| Heel on leash & Figure 8 | 40 |
| Stand for Examination off leash | 30 |
| Heel off leash | 40 |
| Recall off leash | 30 |
| Long Sit (1 minute on leash) | 30 |
| Long Down (1 minute on leash) | 30 |
| Total Points | 200 |

Class L – Beginner Pre-Novice Team (all work on a 6-foot leash)

| Skill | Points |
|--------------------------------|--------|
| Heel on leash | 160 |
| Figure 8 on leash | 160 |
| Sit for Exam on leash | 160 |
| Recall on leash (no finish) | 160 |
| Sit/Stay on leash (45 seconds) | 160 |
| Total Points | 800 |

Class M – Pre-Novice Team (all work on a 6-foot leash)

| Skill | Points |
|--------------------------|--------|
| Heel on leash & Figure 8 | 200 |
| Stand for Examination | 160 |
| Recall | 200 |
| Long Sit (1 minute) | 120 |
| Long Down (1 minute) | 120 |
| Total Points | 800 |

Class N – Novice Team

| Skill | Points |
|-------------------------------|--------|
| Heel on leash & Figure 8 | 160 |
| Stand for Examination | 120 |
| Heel off leash | 160 |
| Recall off leash | 120 |
| Long Sit (1 minute on leash) | 120 |
| Long Down (1 minute on leash) | 120 |
| Total Points | 800 |

Obedience & Team Premiums

Blue - \$4.50, Red -\$3.50, White -\$2.50, Pink - \$1.50

Class O - Showmanship

- Skill by the exhibitor in handling the dog
- Grooming and condition of dog
- Conformation of the dog will not be considered
- Knowledge of dogs body parts
- Member's appearance
- Females in season may not be shown.
- Courtesy turns optional

Lot 1- 3

1. Grades 3-6
2. Grades 7-9
3. Grades 10 & Older

Showmanship Premiums

Blue - \$3.00, Red - \$2.50, White - \$2.00, Pink - \$1.50

Class P – Agility (Ribbon Only)

Lots 1-4

- | | |
|-----------------------------------------------------------------------------------------------------------------------------------------------------------------------------|-------------------------------------------------------------------------------------------------------------------------------------------------------------------------------|
| <ol style="list-style-type: none"> 1. Contact Obstacles and Weaves – on leash (Grades 3-7) 2. Contact Obstacles and Weaves – on leash (Grades 8-13) | <ol style="list-style-type: none"> 3. Contact Obstacles and Weaves – off leash (Grades 3-7) 4. Contact Obstacles and Weaves – off leash (Grades 8-13) |
|-----------------------------------------------------------------------------------------------------------------------------------------------------------------------------|-------------------------------------------------------------------------------------------------------------------------------------------------------------------------------|

**Junior Fair – Department #110
Animal Science & Veterinary Science * ATCP 160.60**

- Judging Saturday prior to Fair in the Junior Fair Building. (Refer to Fair Facts for schedule.)
- Using Face to Face Judging.
- If entry is species specific, must identify the species.
- “Exhibit” may be a poster, PowerPoint, scrapbook, diary, collection, chart, display or any other idea that shows your work in the best possible way. If on a computer, you must have something on paper to be left as a display.

Class A – Veterinary Science

Lots 1 – 12

1. Poster on an immunization schedule for a pet
2. Poster showing cell-tissue-organ relationship in a given system
3. Brochure on information on housing, feed and maintenance for good health of an animal – brochure to be for public use
4. Exhibit of the skeletal system, no kits - identify species
5. Exhibit of the muscular system, no kits - identify species
6. Exhibit of the organ system, no kits - identify species
7. Leaflet or brochure on an immunization schedule for a selected animal – brochure to be for public use
8. Scrapbook – Steps necessary for raising a healthy animal from birth to maturity - emphasis on all procedures to prevent disease
9. Poster consisting of pictures and / or drawings which illustrate specific signs of various diseases in a selected animal species
10. Scrapbook to include project record of member's work in the Vet Science Project this year
11. Exhibit on any chosen aspect of veterinary science
12. Any other exhibit related to your project

- Class B – Dairy**
- Class C – Beef**
- Class D – Swine**

- Class E – Sheep**
- Class F – Goats**
- Class G – Pets**

- Class H – Rabbits**
- Class I – Poultry**

Open to all exhibitors enrolled in listed projects and vet science project members.

Lots 1 – 21

1. Exhibit on safety / handling techniques
2. Exhibit identifying breeds within a species
3. Scrapbook or report showing your animal project this year
4. Exhibit on parts of the animal (either muscular or skeletal)
5. Photo story of a job shadowing experience related to your project work - 4" x 6" photos, at least 6 photos
6. Exhibit comparing at least 3 different feed rations
7. Exhibit on cuts of meat for "class" species (if applicable)
8. Exhibit detailing the tools used for grooming "class" species
9. Exhibit to promote your animal project
10. Exhibit about bio-security related to your species
11. Exhibit exploring a veterinary career or other animal related career
12. Poster illustrating 4 vet tools and their purpose
13. Poster – life stages of your species
14. First Aid Kit you assembled, with 4" x 6" card attached explaining the use of each item
15. Scrapbook showing diseases of "class" species and their treatment
16. Scrapbook of plants poisonous to "class" species
17. Herd management calendar
18. Career profile or business plan for a species related business
19. Scrapbook of member's project record, including a story
20. Exhibit to support your project
21. Any other exhibit related to your project

Horse & Pony and Horseless Horse Educational Projects

- Open to all exhibitors in Horse & Pony, Horseless Horse and Vet Science projects or those doing similar work.
- All subjects must pertain to horse industry or be horse / pony related, be original & factual and completed within current project year.

Class J – Horse & Pony and Horseless Horse Educational Projects

✓ **Open to all Grades**

Lots 1 – 43

1. Article for wear for horse (pad, cooler, leg wraps, mane tamer, etc.) - attach a note card describing project use
2. Accessories for both horse & rider (garment bag, bridle bag, scarf, grooming apron, etc.) - attach a note card describing project use
3. Article made of fabric for rider (vest, shirt, jackets, etc.) - attach a note card describing project use
4. Leather craft or macramé (accessory for the horse or rider) - attach a note card describing project use.
5. Horse related craft item
6. Charcoal or chalk drawing
7. Watercolor or acrylic painting
8. Action photo (black & white or color)
9. Still photo (black & white or color)
10. Item built from wood (tack rack, creative accessory, etc.)
11. Model Horse – Halter
12. Model Horse – Showmanship
13. Model Horse – Open costume
14. Model Horse – Trail, English or Western
15. Model Horse – Saddle Seat / Park Pleasure

16. Model Horse – Hunter under Saddle
17. Model Horse – Western Pleasure
18. Model Horse – Harness Driving
19. Model Horse – Any Other
20. Scrapbook of breeds & characteristics of horses & ponies
21. Horse safety poster
22. Any other related poster or exhibit not mentioned
23. Poster Collage of Horse pictures, Include at least 10 different breeds - list breeds on back
24. Scrapbook on your favorite horse breed
25. Poster or puzzle showing the parts of a horse
26. Exhibit related to horse feed & feeding
27. Exhibit showing cost to care for a horse for a year
28. Grooming kit – for each item include cost & how used
29. Exhibit with parts of a saddle
30. Exhibit showing 3 horse related careers
31. Exhibit showing marking and coloring on face and / or legs of a horse
32. Exhibit showing your design for a trail class
33. Horse first aid kit
34. Poster with life cycle of parasites of a horse
35. Poster showing the parts of the leg
36. Exhibit used to promote the 4-H horse project
37. Scrapbook showing steps in planning a horse event
38. Teaching plan for project meeting
39. Develop a skillathon that can be used to teach some aspect of horsemanship to a younger member
40. Exhibit on body condition
41. Scrapbook on symptoms & cures of common diseases of the horse
42. Career profile or business plan for a horse related business
43. Exhibit comparing at least 3 different feed rations

Class K – Dog

✓ **Open to exhibitors enrolled in dogs, pets or vet science**

Lots 1 – 14

1. Exhibit on the external parts of a dog
2. Exhibit on internal parts of a dog
3. Exhibit on 5 different breeds of dogs & breed traits
4. Scrapbook on breeds & characteristics of the dog
5. Scrapbook that tells a story about a dog you own, care for or work with during the year - pictures, drawings & photos may be used - may include record book pages.
6. Exhibit or display relating to the dog project (ex: dog equipment, dog obedience training, hunting dogs, police dogs, dogs for the blind, etc.)
7. Exhibit of handmade dog equipment (ex: handmade leash, collar, etc.) - purchased equipment not accepted
8. Poster of parasites of a dog
9. Exhibit on any other dog related topic
10. Poster on first aid health & safety
11. First aid kit to include a list of supplies and what they would be used for
12. Kennel plan – design a floor plan for the ideal kennel building
13. Handmade dog clothing
14. Poster or PowerPoint -selected breed of dog showing confirmation faults & inheritable problems

Class L – Cats

✓ **Open to exhibitors enrolled in cats, pets or vet science**

Lots 1 – 10

1. Poster showing internal parts of a cat
2. Poster showing external parts of a cat
3. Scrapbook showing some phases of the cat project - pictures & drawings can be used and work done in the project to be explained - may include record book pages
4. Poster showing series of cat vaccinations
5. Exhibit explaining cat colors
6. Poster or collage of cats, titled
7. Poster showing 5 different breeds of cats
8. Poster with life cycle of the external parasites of a cat
9. Cat craft (toy, ornament, etc.)
10. Poster with photos showing some phase of cat project

Premium- Class A-L: Blue - \$1.75, Red - \$1.50, White - \$1.25, Pink - \$1.00

Class M – Live Pets

- **Face to Face on Saturday prior to Fair (See the “Fair Facts” for Schedule)**
- Pet project members may also enter other classes of Vet Science
- Please identify type of animal
- Open to all exhibitors enrolled in the pet project

Lots 1 – 8

1. Bird
2. Ferret
3. Gerbil
4. Guinea Pig
5. Hamster
6. Reptile (snake, lizard, turtle, iguana, etc.)
7. Rodent (mice, rats, etc.)
8. Any other small animal not listed above

Premium – Class M: Blue - \$2.00, Red - \$1.75, White - \$1.50, Pink - \$1.25

**Junior Fair – Department #113
Cats * ATCP 160.615**

- Judging begins Wednesday at 6 pm in Junior Fair Building, using Face to Face Judging System.
- Check-in at 5:30 pm.
- Posters & non-animal entries available in Department 110 – Veterinary Science
- Open to all exhibitors enrolled in the cat project or doing equivalent work.
- Exhibitor must attend one set up or take down for youth show or Fair Cat Show.
- No more than 2 cats per exhibitor.
- Disqualifications: Unclipped claws, ear mites, fleas, Lice or poor general condition. No diseased cat may be shown.
- Copy of Rabies certificate of immunization of cat must be submitted to show superintendent upon arrival at show.
- Distemper and rabies inoculations must be current and administered at least 2 weeks prior to exhibit day.
- All animals over 8 months old must be spayed or neutered.
- Exhibitors provide their own cage, cage drapery, floor rug, feed and water dish and litter box.
- If cat has long and short hair, the tail must be 1” or longer to be entered as a long-haired cat.
- Project member must show cat.

Class A – Cats, Kittens**Lots 1 – 4**

1. Long-haired Kitten, Female 4 – 12 months
2. Long-haired Kitten, Male 4 –12 months
3. Short-haired Kitten, Female 4 – 12months
4. Short-haired Kitten, Male 4 – 12months

Class B – Adult Cats

- Altered animals only (spayed or neutered)

Lots 1 – 4

- | | |
|------------------------------------------------------------|-----------------------------------------------------------|
| 1. Short-haired Female, over 12 months & Under 5 years old | 3. Long-haired Female, over 12 months & Under 5 years old |
| 2. Short-haired Male, over 12 months & Under 5 years old | 4. Long-haired Male, over 12 months & Under 5 years old |

Class C – Cat Showmanship**Lots 1 – 3**

- | | | |
|------------------------------|------------------------------|-----------------------------------|
| 1. Showmanship, Grades 3 – 6 | 2. Showmanship, Grades 7 – 9 | 3. Showmanship, Grades 10 & Older |
|------------------------------|------------------------------|-----------------------------------|

Premium: Blue - \$2.00, Red - \$1.75, White - \$1.50, Pink - \$1.25

Class D – Best Equipped Table Display, Ribbon Only
Tables will be provided.

1. Table Display

**Junior Fair – Department #114
Plant & Soil Science * ATCP 160.62**

- Judging begins Friday at 9 am. Using Danish Judging System.
- Check in is Thursday at Noon to 8 pm.

Class A – Field Crops

- Open to all exhibitors in the Horticulture project or doing related project work.
- Exhibits are to be grown with direct involvement of the exhibitor.
- All grain samples must be current year's crop unless noted and cannot be treated.
- All sheaf samples must be from current year's crop.
- Sheaf samples should be tied with zip ties below the heads and near the bottom end.
 - Wheat, oats and barley - should be 3" in diameter by the head.
 - Alfalfa - should be three inches in diameter at the bottom of the sheaf.

Lots 1 – 19

1. Corn, dry shelled – 1-gallon zip lock bag (this entry maybe from previous year)
2. Hybrid Corn – 6 Ears
3. Oats – 1-gallon zip lock bag
4. Wheat – 1-gallon zip lock bag
5. Barley – 1-gallon zip lock bag
6. Oats – 3" sheaf
7. Wheat – 3" sheaf
8. Barley – 3" sheaf
9. Alfalfa – 3" sheaf
10. Field Corn – 3 stalks (with brace roots only)
11. Soybean – 3" sheaf

12. Baleage
13. Corn Silage
14. Haylage – 1-gallon zip lock bag (to be analyzed by DHI Soil & Forage Lab at fair on Judging Day)
15. High Moisture Ground Shelled Corn – 1-gallon zip lock bag (maybe from previous crop year)
16. High Moisture Shelled Corn – 1-gallon zip lock bag (maybe from previous crop year)
17. High Moisture Ground Ear Corn – 1-gallon zip lock bag (maybe from previous crop year)
18. High Moisture Processed Corn (cracked or rolled) – one gallon zip lock bag (may be from prev. crop year)
19. Sunflower stalk with Heads, no roots

Class A – Field Crop Activities

Lots 20 – 23

Lots 20 & 21 – Open to all exhibitors Grades 3 – 8 as of January 1st

20. Scrapbook with 10 or more common weeds, pressed, mounted & labeled and a story on how you control weeds on your farm
21. Scrapbook, Field crops section of member's record book

Lots 22 & 23 – Open to all exhibitors Grades 9 & Older as of January 1st

22. Scrapbook with 15 or more weeds, pressed, mounted & labeled and a story on how you control weeds on your farm
23. Scrapbook, Field crops section of member's record book

Class B – Vegetable Garden

- To help prepare your vegetables for the fair, read circular “Suggested 4-H Garden Exhibits” from Purdue University. Available at the Extension Office or online at: <https://www.extension.purdue.edu/extmedia/4h/4-h-970-w.pdf>

Additional Exhibit Guidelines (beyond what is found at the source above)

Beet –cut tap root to ½” to 1”

Cabbage – remove loose outer leaves

Cucumber – take off all stems

Onion –remove loose outer scales to first tight, dry fully-colored scale. Do not peel.

Lots 1 – 79

1. Scrapbook, vegetable gardening section of member's horticulture project record book
2. Beans, Green Snap (20)
3. Beans, Lima (20 pods)
4. Beans, Purple Snap (20)
5. Beans, Yellow (20)
6. Beets, Pickling, Under 2” in Diameter (5)
7. Beets, Slicing, 2” to 4” in Diameter (4)
8. Broccoli (1 head)
9. Cabbage, Round Shaped head (1)
10. Cabbage, Chinese (1)
11. Cabbage, Cone Shaped (1)
12. Cabbage, Red (1)
13. Carrots (5)
14. Cauliflower, leave 3 to 4 entire green leaves (1)
15. Celery, 1 bunch with 1” roots
16. Corn, Sweet, Table Variety, husk and remove all silk, remove stem, do not cut tips (3)
17. Cucumbers, Dill Size, ¾” to 1 ¼” in diameter and up to 4 ½” long (6)
18. Cucumbers, Green Slicing, 1½ “ to 2” in diameter (3)
19. Cucumbers, Sweet Pickling, Up to ¾” in diameter and up to 2” long (6)
20. Dill, Sheaf, 12” long stems (10 stalks)
21. Egg Plant, Stem to 1” long (2)
22. Garlic (1 cluster)
23. Gourds (2 specimens)
24. Herbarium (herb growing in container)
25. Honeydew Melon, remove stem (1)
26. Jerusalem Artichoke (5 tubers)
27. Kohlrabi, 3 to 5 small leaves at top and cut leaf stem to 1” to 1 ½” (3)
28. Mint (4 or more healthy sprigs to be shown fresh in zip lock bag)
29. Muskmelon, Remove stem (1)
30. Onions, Red (4)
31. Onions, White (4)
32. Onions, Yellow (4)
33. Onions, Spanish (4)
34. Parsley, Planted Container

35. Peppers, Green Bell, stem attached, cut to 1/2" (3)
36. Peppers, Red Bell, stem attached, cut to 1/2" (3)
37. Peppers, Purple Bell, stem attached, cut to 1/2" (3)
38. Peppers, Yellow Bell, stem attached, cut to 1/2" (3)
39. Peppers, Yellow Sweet, stem attached, cut to 1/2" (3)
40. Peppers, Yellow Banana, stem attached, cut to 1/2" (3)
41. Peppers, Hot, Green, stem attached, cut to 1/2" (3)
42. Peppers, Hot, Red, stem attached, cut to 1/2" (3)
43. Peppers, Hot, Yellow, stem attached, cut to 1/2" (3)
44. Peppers, Jalapeno, stem attached, cut to 1/2" (3)
45. Popcorn, husk and remove all silk, remove stem, do not cut tips (3 ears)
46. Potatoes, Kennebec (6 tubers)
47. Potatoes, Norchip (6 tubers)
48. Potatoes, Norgold Russet (6 tubers)
49. Potatoes, Norland (6 tubers)
50. Potatoes, Red Pontiac (6 tubers)
51. Potatoes, Russet Burbank (6 tubers)
52. Potatoes, Blue Potato (6 tubers)
53. Potatoes, Mega Chip (6 tubers)
54. Potatoes, Sweet Potato, any variety (6 tubers)
55. Potatoes, Yukon Gold (6 tubers)
56. Potatoes, any other variety not listed (6 tubers)
57. Pumpkin, Jack O'Lantern, entire fruit stem attached or cut to 2" (1)
58. Pumpkin, any other, stem attached (1)
59. Pumpkin, Miniature (2)
60. Pumpkin, Pie, stem attached, not over 12" diameter
61. Rutabagas (1)
62. Shallot (2 bulbs)
63. Squash, Acorn (1)
64. Squash, any other winter (1)
65. Squash, Buttercup (1)
66. Squash, Butternut (1)
67. Squash, Hubbard (1)
68. Squash, Summer, any variety not listed above (1)
69. Squash, Zucchini (2)
70. Tomatoes, Italian, remove stem (4)
71. Tomatoes, Large Red, remove stem (4)
72. Tomatoes, Large Yellow, remove stems (4)
73. Tomatoes, Miniature Red, remove stems (6)
74. Tomatoes, Miniature Yellow, remove stems (6)
75. Turnips (3)
76. Watermelon, Long (1)
77. Watermelon, Round (1)
78. Largest vegetable for its variety (1)
79. Most unusual vegetable, odd shape, freak, growth, etc. (1)

Premium: Blue - \$2.00, Red - \$1.75, White - \$1.50, Pink - \$1.25

Garden Box Exhibit

- Open to all exhibitors
- Each exhibitor is limited to 1 entry from his / her garden.
- Products must have come from exhibitor's own garden.
- Entries will consist of a collection of vegetables* to fit into a container about 2' square and 4" deep.
- Vegetables to choose from:

| | | |
|----------------|-------------------|-------------------------------------------------------|
| 5 Carrots | 1 Head Cabbage | 3 Green Peppers |
| 5 Red Tomatoes | 1 Chinese Cabbage | 1 Egg Plant |
| 5 Dry Onions | 1 Pie Pumpkin | 3 Ears, Sweet Corn (husked) |
| 5 Beets | 1 Squash | 1 Pint Jar Fresh Green Beans |
| 3 Kohlrabi | 3 Red Peppers | 3 Cucumbers, Green Slicing (1 1/2" to 2" in diameter) |

Class B

Lots 80-82

1. JUNIOR Garden Box – Grades 3 – 6 as of January 1st *must contain 4 varieties
2. INTERMEDIATE Garden Box – Grades 7 – 8 as of January 1st *must contain 5 varieties
3. SENIOR Garden Box – Grades 9 & Older as of January 1st *must contain 6 varieties

Garden Box Premiums: Blue - \$3.00, Red - \$2.75, White - \$2.50, Pink - \$2.25

Class C – Fruit

- Include 5 specimens unless otherwise indicated.
- Items with an asterisk (*) must be properly labeled as to variety

Lots 1 – 14

- | | | |
|-------------------------------|----------------------------------|----------------------------------------|
| 1. Apples, Cortland | 6. Apples, Any other red * | 11. Nuts, any kind *(1 pint) |
| 2. Apples, Crab (8 specimens) | 7. Apples, Any Yellow or Green * | 12. Strawberries, everlasting (1 pint) |
| 3. Apples, Delicious | 8. Grapes, 2 bunches* | 13. Raspberries, everlasting (1 pint) |
| 4. Apples, Jonathan | 9. Pears * (3) | 14. Any other fruit * |
| 5. Apples, Macintosh | 10. Plums * | |

Fruit Premiums: Blue - \$2.50, Red - \$2.25, White - \$2.00, Pink - \$1.75

Class D – Patti Pumpkin Seed Program – Ribbon only

- Danish Judging, Check in on Thursday from 3 pm to 8 pm in Huntington Family 4-H Youth Building.
- Open to Shawano County 1st Graders who received pumpkin seeds through the “Patti Pumpkin Seed Program”. Sponsored by HCE and Shawano County 4-H.
- Only 1 entry per lot.
- NOTE: Green pumpkins are acceptable. DO NOT CUT! NO JACK O’LANTERNS ALLOWED!
- A special exhibit area will be set aside in the Huntington Family 4-H Youth Building.

Lots 1 – 3

1. Pumpkin, entire fruit with stem attached or cut to 2” in length
2. Decorated Pumpkin, decorate whole pumpkin with magic markers, hats, fabric pieces, etc.
3. Most Unique Pumpkin (decorated, unusual shape, in a bottle, etc.)

Junior Fair – Department #115
House Plants, Plant Crafts, Flowers Landscape * ATCP 160.63

- Judging is Thursday at 3 pm to 8 pm in the Farmer’s Exhibition Building.
- Using Face to Face Judging System.
- Plant materials must be brown or collected by exhibitor. No purchased flowers
- Superintendent has right to refuse any diseased or insect infested plants or flowers.

Class A – House Plants & Indoor Gardens

- Open to exhibitors enrolled in the Horticulture Project or doing equivalent work.
- A note card with common name of plant and date started must be attached to each plant.
- House plants should be in an unbreakable container.
- Hangers must be included with hanging plants.
- Exhibits must have been started by propagation (i.e., cuttings, slips, division) during present enrollment year (as of October 1st of previous year)

Lots 1 – 12

- | | |
|------------------------------------------------------------|-------------------------------------------------|
| 1. One flowering house plant | 5. Potted bulb plant |
| 2. One foliage house plant | 6. Dish Garden |
| 3. Container of hanging flowering house plants (1 variety) | 7. Terrarium with cover |
| 4. Container of hanging foliage plants (1 variety) | 8. One Cactus |
| | 9. Herbarium (herbs in container grown indoors) |

Additional entries for advanced project exhibitors, enrolled 2 or more years.

Plants may be more than 1 year old.

- | | |
|---------------------------------------------------------------|------------------------------------------------------------|
| 7. One mature flowering houseplant | 10. Hanging container of mature foliage plants (1 variety) |
| 8. One mature foliage houseplant | 11. One mature cactus |
| 9. Hanging container mature flowering house plant (1 variety) | 12. One mature potted bulb plant |

Class B – Plant Crafts

- Arrangements must have oasis.
- Plant materials must be grown or collected by exhibitor. No purchased flowers.

Lots 1 – 18

- | | |
|----------------------------------------------------------------------|---------------------------------------------------------------------------------------------|
| 1. Arrangement of dried plant materials | 12. Wreath of dried plant materials and / or flowers |
| 2. Arrangement of dried flowers | 13. Scrapbook, plant crafts section of member's record book. |
| 3. Arrangement of fresh flowers and / or plant material | 14. Any other holiday item made with plant materials (one large or two small) |
| 4. Corsage of fresh flowers | 15. Collage, picture or object decorated with pressed plant material |
| 5. Object decorated with dried plant materials | 16. Topiary or other specially shaped arrangement of dried plant materials and / or flowers |
| 6. Corsage made of an individual flower | 17. Pine cone creation |
| 7. Corsage including Christmas greens | 18. Any other useful item made with plant materials (i.e. doll, basket, pomander, etc.) |
| 8. Table centerpiece of Christmas greens | |
| 9. Wreath made of Christmas greens | |
| 10. Item made from pressed plants | |
| 11. Spray, swag or garland of dried plant materials and / or flowers | |

Class C – Flowers

- Judging will be on flowers only, not on the containers.

Lots 1 – 41

Cut Flowers

✓ Entries to consist of 3 spikes or stems unless otherwise stated.

- | | | |
|------------------------|---------------------------------|-----------------------------|
| 1. Asters | 10. Gladiolus – 1 stem | 19. Petunia, double |
| 2. Bachelor Buttons | 11. Hydrangea - 1 stem | 20. Phlox |
| 3. Calla Lily - 1 stem | 12. Lilies (no day lily)-1 stem | 21. Red Salvia |
| 4. Celosia | 13. Marigolds, large over 2" | 22. Roses - 1 stem |
| 5. Dahlias | 14. Marigolds, small under 2" | 23. Snapdragons |
| 6. Daises | 15. Monarda | 24. Straw Flowers |
| 7. Day lilies | 16. Nasturium | 25. Zinnias, large over 2" |
| 8. Delphinium | 17. Pansies | 26. Zinnias, small under 2" |
| 9. Garden Mum | 18. Petunia, single | 27. Any other cut flowers |

Bouquets

✓ At least 5 spikes or stems

- | | |
|-------------------------------|----------------------------------|
| 28. Bouquet of Annual Flowers | 29. Bouquet of Perennial Flowers |
|-------------------------------|----------------------------------|

Arrangements

- ✓ Must include flowers grown by exhibitor.
 - ✓ Use of floral foam and oasis blocks is encouraged.
 - ✓ Arrangements **may include foliage (plant leaves, twigs, boughs), bow, ribbons, picks.**
30. Arrangement of annual and / or perennial flowers for dinner or coffee table
 31. Miniature arrangement not over 6" tall
 32. Arrangement using wild materials
 33. Arrangement using any one type of flower, any container
 34. Single color floral arrangement (foliage may be any color)

Outdoor Potted Containers

- ✓ Plants to have been grown in containers throughout project.
 - ✓ Hanging plants must have hanger attached.
35. Combo Pot, 3 or more flowering plants
 36. Combo Pot, 3 or more foliage plants
 37. Combo Pot, 3 or more flowering & foliage plants
 38. Fairy Garden
 39. Potted succulent
 40. Hanging or standing container of flowering outdoor plant(s), one variety, started during current year (Ex: impatiens, petunias, pansies)
 41. Hanging or standing container of outdoor foliage plant(s), one variety, started during current year (Ex: Coleus, fern)

Premium: Blue - \$2.50, Red - \$2.25, White - \$2.00, Pink - \$1.75 (Classes A, B, D & C – Hanging Containers)

Premium: Blue - \$2.00, Red - \$1.75, White - \$1.50, Pink - \$1.25 (Class C – Cut Flowers)

Premium: Blue - \$3.00, Red - \$2.75, White - \$2.50, Pink - \$2.25 (Class C – Bouquets & Arrangements)

Class D – Home Grounds

- “Exhibit” may be a poster, PowerPoint, scrapbook, diary, collection, chart, display or any other idea that shows your work in the best possible way. If on a computer, you must have something on paper to be left as a display.

Lots 1 – 9

1. Exhibit describing one aspect of the project
2. Exhibit illustrating horticulture careers
3. Exhibit showing tools used for landscaping – explain how used
4. Exhibit on the benefits of mulching
5. Exhibit regarding composting
6. Exhibit illustrating a planting plan (flower bed, vegetable, flower border, etc)
7. Scrapbook with mounted specimens of shrubs or tree leaves, underside and top leaves - all mounts should be identified, including where best grown (sun/shade, type of soil, etc)
8. Scrapbook on landscaping showing before and after pictures with a story on improvements made on member's project - diagram of member's yard to be included
9. Scrapbook – Home Grounds section of member's record book along with a story

Junior Fair – Department #116 Naturespace * ATCP 160.64

- Judging is Saturday prior to Fair (Refer to “Fair Facts” for schedule).
- Using Face to Face Judging System.
- *Pictures may be traced or cut-out and pasted.
- Do NOT pick protected or invasive flowers. Photographs may be used instead.

Class A – Exploring your Environment

Lots 1 – 16

1. Poster illustrating a food chain and / or food web
2. Poster illustrating how to compost
3. Poster or display illustrating types of animal camouflage
4. Poster illustrating predator strategies & devices
5. Display showing water cycle
6. Display of plant galls
7. Scrapbook – Drawings or pictures of plants to show their adaptations
8. Scrapbook incorporating member’s record book pages including pictures* and story related to project
9. One bird feeder you have assembled, such as from a milk carton, plastic bottle, log, etc.
10. A bird house of your own construction - be prepared to tell what kind of birds will use it and where the house will be located
11. A bird nest you built yourself - explain the type of bird that would use it and why (adaptations)
12. Scrapbook of wildflowers, pressed, mounted and labeled with common name, habitat and date collected. Grades 3 – 6 needs 15 flowers; Grades 7 – 9 needs 20 flowers (including family of flowers); Grades 10 & older need 25 flowers (including family and scientific name)
13. Diagram of a single blossom, labeling all parts of the flower
14. Collage, picture* or object decorated with pressed wild plant material
15. Poster with pictures* of wildflowers that are protected by state law
16. Solar printing using plant materials

Class B – Astronomy

Lots 1 – 7

1. Exhibit, poster or display of a single constellation
2. Exhibit, display or poster that identifies at least eight conspicuous stars, five of which are of a magnitude one or brighter and at least 10 constellations, at least four of which are in the zodiac
3. Display or poster of astronomical telescopes, including at least one that observes light beyond the visible part of the spectrum (i.e. radio, X-ray, ultraviolet or infrared)
4. Display that explains what light pollution is and how it and air pollution affect astronomy
5. 3-D Display – Any other exhibit related to the astronomy project not listed above
6. Any other exhibit related to the astronomy project
7. Scrapbook incorporating member’s record book pages along with a story

Class C – Fishing

- Tips of hooks on exhibit must be covered with either Styrofoam, putty, a drop of glue, etc., for safety.

Lots 1 – 22

1. Exhibit identifying 6 types of live bait – list fish most likely to be attracted to bait
2. Exhibit identifying 6 types of artificial baits or lures – list fish most likely to be attracted to bait
3. Exhibit identifying 6 different species of Wisconsin game fish
4. Exhibit on outdoor safety tips for fishing & boating

5. Exhibit illustrating four different types of reels
6. Exhibit illustrating different equipment used for ice fishing
7. Poster identifying parts of a fish hook
8. One homemade popper for fishing
9. One homemade jig for fishing
10. One homemade fly for fishing
11. Any other type of lure
12. Collection of at least 3 different homemade lures
13. Plaster cast of fish
14. Exhibit of external fish anatomy
15. Exhibit identifying 10 different fish hooks displayed by size
16. Styrofoam or cardboard easel (8 ½" x 11") identifying and displaying 8 homemade tied flies – explain materials used for each
17. Scrapbook incorporating member's record book pictures and story related to Fishing Project
18. Scrapbook detailing a family fishing trip
19. Homemade fishing equipment
20. Fishing journal of at least 5 fishing trips – include pictures, story, location, weather, date, time, etc.
21. Any other exhibit related to fishing
22. Any other exhibit related to fishing

Class D – Entomology

Lots 1 – 15

1. Poster of Grasshopper digestive parts
2. Model or poster of insect, identifying main parts
3. Model of insect eye
4. A homemade extractor or Berlese Funnel and a chart of what you discovered
5. Poster illustrating complete and incomplete metamorphosis
6. Poster, display of insect leg parts
7. Display of spider web
8. Homemade spreading board with butterfly or moth mounted to dry
9. Poster of butterfly garden plan
10. Poster on the life cycle of two insects
11. Exhibit relating to entomology careers
12. Any other exhibit relating to entomology
13. Insect collection, (20 mounts-Gr 3-5, 30-Gr 6-8, 40-Gr 9-13). Label with your name, common names of the insects, habitat and date of collection.
14. Scrapbook of at least 20 insects, including drawings, pictures, snapshots, charts, etc. Label each with common name, food source, harmful or helpful to man and explain
15. Scrapbook incorporating member's record book pages including pictures and story related to project

Class E – Forestry

- Do not include orchard fruit trees.

Lots 1 – 9

1. Collection of leaves, twigs and fruit of important trees - label with name of tree, dates of collections, county, habitat and name of collector (Grades 3 – 6 should include 5 trees; Grades 7 – 9 should include 10 trees; Grades 10 and older should include 15 trees)
2. Scrapbook with a story and pictures telling what you saw on the 3 tree walks required for your project work, a report on the best growing conditions for each tree in your collection and a report on the important use of each tree in your collection

3. Chart or diagram showing the annual life history of a tree, or a cross section of its trunk, showing tree parts and how trees grow (14" x 22")
4. A collection of 15 kinds of tree seeds - label should include name of trees, principle means of seed dispersal, important seed destroyers
5. Scrapbook of 15 leaf prints, labeled
6. Homemade Biltmore stick with height estimating stick on the reverse side
7. Essay of at least 500 words on the value of forests and forest products in your county
8. Exhibit of log scale stick that you made - be prepared to explain how it is used
9. Scrapbook incorporating member's record book pages along with a story

Class F – Soil Science

- “Exhibit” may be a poster, PowerPoint, scrapbook, diary, collection, chart, display or any other idea that shows your work in the best possible way. If on a computer, you must have something on paper to be left as a display.

Lots 1-11

1. Exhibit demonstrating growing plants without soil
2. Exhibit demonstrating how plants grow in 4 different soil types (ex: clay, sand, could be packed or loose)
3. Exhibit illustrating the impact of different soil types or soil properties on potential use - plant growth, construction, art, etc.
4. An earth battery
5. Collection of soil samples highlighting differences in at least one soil characteristic - label with characteristic(s) shown, geographical location where samples was collected, depth of sample collection, land use, and name of collector (Grades 3 – 6 should include 5 samples; Grades 7 – 9 should include 10 samples; Grades 10 and older should include 15 samples)
6. Exhibit highlighting the features and functions of one or more soil organisms
7. Leaflet or brochure educating a homeowner/gardener on how to manage soils for plant growth and/or water quality
8. Homemade project using locally-collected soil as a construction material, decoration, dye, or paint - provide a sample of each soil used, identify geographical location of soil sample(s), and how soil was used in the project
9. Exhibit identifying useful household and industrial products made from soils
10. Scrapbook highlighting different soil profiles - provide a photo or color drawing of the soil profile, a photo or drawing of where the soil is found on the landscape, a map of where the soil is located, and a description of the important or unique characteristics of the soil
11. Exhibit on how soil type and soil management impacts natural ecosystems, water quality, or human health

Class G – Adventures

- All brand names must be covered and made unidentifiable.

Lots 1 – 7

1. A display on safety precautions for adventure related accidents
2. A display of menus and gear to cook the meals for an adventure trip
3. A homemade piece of adventure equipment
4. A homemade first aid kit for adventure travel
5. An exhibit of a family adventure activity
6. Any other exhibit related to project
7. Scrapbook incorporating member's record book pages, including pictures & story related to project

Class H – Shooting Sports**Lots 1 – 55****Archery**

1. Safety Exhibit or exhibit
2. Poster or exhibit showing proper shooting stance
3. Scrapbook using photographs to show growth & development of individual, including shooting score-cards
4. Backyard back-stop
5. Homemade arrows and/or quivers
6. Homemade are guards and/or finger tabs
7. Poster or exhibit showing care of archery equipment
8. Educational exhibit on Wisconsin archery laws
9. Exhibit on your archery hunting experiences
10. Three targets shot by exhibitor with explanation and photos (date, what was learned, adjustments made, etc.)
11. Any other item
12. Any other item

Rifle

13. Safety poster or exhibit
14. Poster or exhibit showing proper shooting stance.
15. Scrapbook using photographs to show growth & development of individual, include shooting score-cards
16. Back-stop for pellet shooting
17. Three targets shot by exhibitor
18. Poster or exhibit showing care of gun
19. Pellet / .22 block and / or stand
20. Any other item

Pistol

21. Safety poster or exhibit
22. Poster or exhibit showing proper shooting stance.
23. Scrapbook using photographs to show growth & development of individual, include shooting score-cards
24. Back-stop for pellet shooting
25. Three targets shot by exhibitor
26. Poster or exhibit showing care of gun
27. Any other item

Shot-Gun

28. Safety poster or exhibit
29. Poster or exhibit showing proper shooting stance
30. Scrapbook using photographs to show growth & development of individual, include shooting score-cards
31. Homemade shell bag
32. Homemade shooting vest
33. Poster or exhibit showing care of gun
34. Any other item

Muzzle Loading

35. Safety poster or exhibit
36. Poster or exhibit showing proper shooting stance
37. Scrapbook using photographs to show growth & development of individual, including shooting score-cards
38. Homemade accessory used in muzzle loading
39. Three targets shot by exhibitor
40. Poster or exhibit showing care of gun
41. Any other item

Basic Hunting

42. Educational exhibit relating to WI hunting laws
43. Poster or exhibit showing identification characteristics of an animal species
44. Poster or exhibit showing some other aspect of the hunting project
45. Plaster cast of a wild animal's track
46. At least 4 photos of wild animals taken with a hand-held camera
47. Homemade decoy (duck, goose, turkey, etc.)
48. Audio tape of you performing a wild game call
49. Animal silhouette target
50. Homemade article used for hunting
51. Essay (at least 250 words) on hunting ethics
52. 4 photos taken with a game or trail camera
53. Exhibit or display of 5 different empty shell casings, labeled
54. Any other item
55. Scrapbook of shooting sport activities you participated in with your family

Premiums – Class A-H: Blue - \$2.00, Red - \$1.75, White - \$1.50, Pink - \$1.25

Class I – Competitive Shooting Sports Fun Events (9am-3pm) Regular Judging

- Held on the Saturday immediately preceding the County Fair at the Crawford Center.
- Last line starts at 2pm. Those arriving after will not be allowed to shoot.
- Open only to Shawano County 4-H members enrolled in the Shooting Sports project.
- To be eligible to participate, you must have participated in 4 practices of each discipline you plan to enter.
- Entrants have the option of bringing their own inspected guns / archery equipment or using 4-H equipment provided.
- Age classes (use age as of January 1st of the current year): Junior Grade 3 – 5, Intermediate Grade 6 – 8, Seniors Grades 9 & Over.
- Junior Competitors will shoot at 10 yards, Intermediate at 15 yards, Seniors at 20 yards.
 - All will shoot 60 arrows, 5 arrows shot per end. Bring plenty of arrows.
- Only Target or Field Points.
- Two practice ends allowed.
- Definition of air rifle: Refer to current classes for Shawano County All Star Shootout or contact Shooting Sports Committee or UW Division of Extension Office.
- All entrants are limited to a maximum of two archery classes (Lots 12 – 29) & two gun events (Lots 1 – 11)
- No Premiums for the Competitive Shoot

Lots 1 – 29**Air Rifle**

- Note that Air Rifle classes are three positions.

| | | |
|--------------------------------|------------------------------------------|------------------------------------|
| 1. Air Rifle – Junior, Plinker | 3. Air Rifle – Intermediate, Plinker | 6. Air Rifle – Senior, Plinker |
| 2. Air Rifle – Junior, Hunter | 4. Air Rifle – Intermediate, Hunter | 7. Air Rifle – Senior, Hunter |
| | 5. Air Rifle – Intermediate, Competition | 8. Air Rifle – Senior, Competition |

Air Pistol

- Rules: Please see All-Star Shootout Rules

| | | |
|-----------|------------------|------------|
| 9. Junior | 10. Intermediate | 11. Senior |
|-----------|------------------|------------|

Archery Class Definitions

- **Recurve / Longbow Barebow**
(*No sights *No string peep sights *No mechanical releases *No stabilizer * No tape or marks on bow)
- **Recurve / Longbow Open**
(*Any accessories acceptable)
- **Compound Bow**
(*No sights *No string peep sights * No mechanical releases * No tape or marks on bow *Finger shooters only)
- **Compound Limited**
(*Fixed sights only *String peep sights permitted *Finger shooter permitted * Stabilizer 14" or less permitted *No sliding or magnified sights)
- **Compound Bowhunter / Release**
(*No laser sights * String peep sights permitted *Mechanical releases permitted *Stabilizer 14" or less permitted *No magnified sights *No back bars or V-Bars)
- **Compound Unlimited**
(*No laser sights *Any type of stabilizers permitted *Any release permitted *All accessories acceptable)

Compound Bow, Target Archery

- | | | |
|---------------------------------------------|---------------------------------------------------|---------------------------------------------|
| 12. Junior – Compound Bare Bow | 16. Intermediate – Compound Bare Bow | 20. Senior – Compound Bare Bow |
| 13. Junior – Compound Limited | 17. Intermediate – Compound Limited | 21. Senior – Compound Limited |
| 14. Junior – Compound Bow Hunter Release | 18. Intermediate – Compound Bow Hunter Release | 22. Senior – Compound Bow Hunter Release |
| 15. Junior – Compound Unlimited | 19. Intermediate – Compound Unlimited | 23. Senior – Compound Unlimited |

Recurve Bow, Target Archery

- | | | |
|--------------------------------|--------------------------------------|--------------------------------|
| 24. Junior – Recurve Bare Bow | 26. Intermediate – Recurve Bare Bow | 28. Senior – Recurve Bare Bow |
| 25. Junior – Recurve Unlimited | 27. Intermediate – Recurve Unlimited | 29. Senior – Recurve Unlimited |

Class J – Trapping

Lots 1 – 23

1. Exhibit or display of the three main types of traps: Foot Hold, Body Gripper and Live Trap
2. Scrapbook of Wisconsin's 15 common furbearers with a small description of each as well as what types you would use to trap them
3. Sew / construct your own specialized bag / box and /or caddy or equipment or lures
4. Poster or display showing equipment and tools used for dry land trapping
5. Poster or display showing equipment and tools used for water trapping
6. Beaver hoop you made yourself
7. Muskrat hoop you made yourself
8. Scrapbook of at least 5 diseases associated with furbearers
9. Poster or display showing at least 3 different types of staking used on traps
10. Poster with drawing of one specific furbearer. Include its common name, scientific name and a set of its tracks
11. Bait and / or lure you made yourself. Bring in tightly sealed container
12. Weasel box-homemade of either wood or plastic milk jug. Include a trap, properly placed but set-off
13. 3 homemade wooden stretchers and label what animal each is used for
14. Muskrat float you made of either man-made or natural materials
15. Cubby you built for fisher and / or raccoon out of either wood or a bucket. Include a trap in the proper place but not set
16. Display box no bigger than 2' x 2" with an example of any type of dirt set - properly make the trap bed but without a trap
17. Scrapbook of the prior year's trapping season -include pictures of your catch in the trap, any incidentals or missed traps and what you learned to improve yourself for the next season

18. Poster of a trap - label all parts
19. Fleshing beam you constructed
20. Poster or display of skinning equipment used for trapping
21. Beaver drying board you constructed - draw out the size circles and label each one
22. Poster of any other item related to trapping, not listed above
23. Display of any other item related to trapping, not listed above

Trapping Premiums: Blue - \$2.00, Red - \$1.75, White - \$1.50, Pink - \$1.25

Class K – Recycling

- All brand names must be covered or made unidentifiable.

Lots 1 – 14

1. Decorative article made from non-recyclable materials
2. Useful article made from non-recyclable materials
3. Exhibit identifying 5 recyclable materials and 5 non-recyclable materials
4. Decorative article made from recyclable materials
5. Useful article made from recyclable materials
6. Scrapbook incorporating member's record book pages along with a story
7. Decorative article made from non-recyclable materials
8. Useful article made from non-recyclable materials
9. Homemade aluminum can crusher
10. Homemade reusable cloth or string bag to be used as a substitute for grocery bags
11. Display showing the stages of composted material, describing how it was made
12. Decorative article made from recyclable materials
13. Useful article made from recyclable materials
14. Scrapbook incorporating member's record book pages along with a story

Recycling Premiums: Blue - \$2.00, Red - \$1.75, White - \$1.50, Pink - \$1.25

Class L – Honey

- Honey must have been collected by exhibitor.

Lots 1 – 2

1. Honey – In glass pint jar, labels with variety of honey (clover, alfalfa, etc.)
2. Comb Honey – In a 4" x 4" container

Class M – Maple Syrup

- ✓ Exhibits must have been produced by exhibitor and from current season's crop.

Lots 1 – 2

1. Maple Syrup – in sealed glass pint jar
2. Pure maple syrup candy, 6 pieces (cellophane wrapped)

Honey and Maple Syrup Premiums: Blue - \$2.50, Red - \$2.25, White - \$2.00, Pink - \$1.75

Junior Fair – Department #117 Cloverbuds * ATCP 160.65

- Judging is the Saturday prior to the fair in the Junior Fair Building from Saturday from 9 am – 3pm or Thursday at 3 pm to 8 pm in the Junior Fair Building.
- Using Face to Face Judging System.
- Cloverbud exhibitors will be critiqued Face to Face and will receive a participation ribbon.
- Exhibitors may bring up to four (4) project exhibits. Each entry will receive a “premium” of \$1.50.
- Each entry must be unique, no duplicates. (Ex: you cannot enter 3 coloring book pages). (The goal is to try a variety of things.)
- Cloverbud fair exhibits (Lots 1 – 4) can be any items you made other than a live animal. Live animals are not allowed.
- If making a poster, it should be 14” x 22”; scrapbooks should be 8 ½” x 11”; photo displays should be 11” x 14”.
- A special exhibit area will be set aside in the Huntington Family 4-H Youth Building for Cloverbud Exhibitors.

Class A – Cloverbuds

Lots 1 – 4

- | | |
|---------------------------|---------------------------|
| 1. Cloverbud Fair Exhibit | 3. Cloverbud Fair Exhibit |
| 2. Cloverbud Fair Exhibit | 4. Cloverbud Fair Exhibit |
| 5. | |

Junior Fair – Department #118 Cultural Arts * ATCP 160.66

- Judging is Saturday prior to the Fair in the Junior Fair Building (Refer to “Fair Facts” for schedule).
- Using Face to Face Judging System.
- Articles must be planned and designed by member and the result of this year’s work.

Celebrate Art (Class A & B) rules:

- All wall-hangings must be suitably framed, matted, or mounted so it can be hung at the fair. Matted or mounted pictures will be stapled for display. Entries not properly finished will be dropped a placing.
- Entries may include one item, pairs or sets.
- Place small items (jewelry, stamping, stenciling, etc.) in a plastic bag or small box for display.
- **All drawing and painting entries on canvas or paper must be entered in Class G.**
- Exhibitors may not enter an item in “any other” that fits into any other department. (Ex. knitting, woodworking, etc.)
- All exhibits must be signed and dated. If not, exhibit will be dropped a placing.
- Limit – 15 entries in Class A-F and a total limit of 25 entries in Classes A – G combined.

Celebrate Arts

Class A – Glass

- | | |
|------------------|-----------|
| 1. Stained Glass | 3. Mosaic |
| 2. Fused Glass | 4. Other |

Class B – Ceramics

- | | |
|-------------------------------------------------------------|----------------------------------------------------------------|
| 5. Fired Finish (ex. Glaze) | 8. Finish Using more than 1 technique (ex: airbrush and glaze) |
| 6. Non-Fired Finish (ex: dry brush, airbrush, chalks, etc.) | 9. Any Other |
| 7. Hand Built | |

Class C – Basketry

- | | |
|---------------------------|---------------------------------|
| 10. Basket with wood base | 12. Basket weaving any other #1 |
| 11. Basket with sides | 13. Basket weaving any other #2 |

Class D – Paper Crafts

- | | |
|-----------------------------|------------------|
| 14. Paper Quilling | 17. Any Other #1 |
| 15. Scrapbooking | 18. Any Other #2 |
| 16. Set of 3 Greeting Cards | |

Class E – Fiber/Textile

- | | |
|--------------------------|-------------------------|
| 19. Needle Felting | 25. Tie Dye Item |
| 20. Counted Cross Stitch | 26. Heat Transfer Vinyl |
| 21. Plastic Canvas | 27. Macrame |
| 22. Embroidery | 28. Any Other #1 |
| 23. Punch Needle | 29. Any Other #2 |
| 24. Latch Hook | |

Class F - Any Other

- | | |
|------------------|-------------------|
| 30. Any Other #1 | 35. Any Other #6 |
| 31. Any Other #2 | 36. Any Other #7 |
| 32. Any Other #3 | 37. Any Other #8 |
| 33. Any Other #4 | 38. Any Other #9 |
| 34. Any Other #5 | 39. Any Other #10 |

Class G— Celebrate Art – Arts, Drawing and Painting

- ✓ May use oil, acrylic or watercolor, pencil, ink, charcoal, crayon, pastels or chalk. No coloring book pictures.
- ✓ No “paint by number” paintings.
- ✓ Pictures mounted or matted with mat board or poster board.
- ✓ Framed pictures should be ready for hanging. Matted or mounted pictures will be stapled for display.

Lots 1 – 17

- | | | |
|-------------|------------------------|--------------------------------------|
| 1. Acrylic | 7. Pastel | 13. Tissue art |
| 2. Chalk | 8. Pencil | 14. Any other not listed |
| 3. Charcoal | 9. Watercolor | 15. Any other not listed |
| 4. Crayon | 10. Watercolor rub-off | 16. Combination of Medias |
| 5. Ink | 11. Pointillism | 17. Sketchbook – Minimum 12 sketches |
| 6. Oil | 12. Scratch art | |

Premiums – Class A - G: Blue - \$2.00, Red - \$1.75, White - \$1.50, Pink - \$1.25

Class H – Theatre Arts

Lots 1 – 9

1. Display of costumes you have created
2. Sound-effects box for a short play, including a copy of the play marked for sound and all props needed to make sound effects labeled to go with the play

3. Manuscript from a play or skit you wrote
4. Video of personal acting
5. Shadow Puppet (no kits)
6. Puppet made by exhibitor without a script
7. Drama section of member's record book along with a story
8. "Open Scene" script with two possible interpretations (no more than two typed pages)
9. Display of props for a well-known fairy tale

Class I – Music

Lots 1 – 11

1. Scrapbook showing your work in the project during current year
2. Audio of project work – include a note card explaining name of piece, instrument, and accompanist, if any and describe who to listen for (if you are in a group)
3. Video of project work - include a note card explaining name of piece, instrument, and accompanist, if any and describe who to look at (if you are in the group video)
4. Poster displaying an instrument you play
5. Display showing an instrument from another country
6. Music composition that you have written yourself
7. My original composition of a melody for existing lyrics
8. Poster showing comparison and contrast of various instrument classes
9. Poster showing comparison and contrast of various instruments within a class
10. Music section of member's record book along with a story
11. Any other item related to the music project

Premium - Classes H & I: Blue - \$2.50, Red - \$2.25, White - \$2.00, Pink - \$1.75

Junior Fair – Department #120 Photography * ATCP 160.67

- Judging is Saturday prior to the Fair in the Junior Fair Building (Refer to "Fair Facts" for schedule).
- Using Face to Face Judging System.
- Limit 15 entries. All pictures in each lot number must be mounted on one piece of sturdy white or black poster board, 11" x 14".
- Photos must borderless and NOT MATTED. Do not use photo corners or frames.
- Mounting tissue, appropriate glue or rubber cement is suggested.
- Do NOT use Captions and Headlines. (does not apply to posters)
- The exhibitor's entry tag must be stapled to the display on the lower right-hand corner.

Class A – Sets of Photos, Black & White

- Each set must contain 4 photos and all 4 must be the same size (3" x 5" or 4" x 6")

Class C – Enlargements, Black & White

- One enlargement 5" x 7" or 8" x 10"

Class B – Sets of Photos, Color

Class D – Enlargements, Color

Lots 1 – 40 (classes A – D)

- | | | |
|----------------------------------|-----------------------------|---------------------|
| 1. Animals – Domestic, Pet, Farm | 4. Candid, person or people | 7. Fall |
| 2. Animals – Wildlife, Zoo | 5. Child / children | 8. Farm scene |
| 3. Buildings / architecture | 6. Close-up | 9. Flowers / plants |

- | | | |
|-------------------------------|----------------------------------------------------|---------------------------------------------------------------------------|
| 10. Food | 22. Shawano County view | 33. Winter |
| 11. Holiday | 23. Special occasion (birthday, anniversary, etc.) | 34. Relating to one or more of exhibitor's current projects |
| 12. Lake, River Streams | 24. Sports, recreation, Etc. | 35. Sequence of "How To" photos |
| 13. Lines, Patterns/ Textures | 25. Spring | 36. Showing rules of composition, i.e.: rule of 1/3's, lines, backgrounds |
| 14. Mystery photo | 26. Summer | 37. Story sequence of any subject |
| 15. Night scene | 27. Sunrise or sunset | 38. Using framing technique |
| 16. One of each Season | 28. Still life | 39. 4 different lighting techniques |
| 17. Portrait (one person) | 29. Things with Wings | 40. Any other |
| 18. Proud to be an American | 30. This is 4-H | |
| 19. Reflections | 31. Waterfalls | |
| 20. Shawano County events | 32. Weather | |
| 21. Shawano County Fair | | |

Class E – Other Entries, Posters or Scrapbooks

- Posters or scrapbooks must follow the general guidelines found in the front of book.

Lots 1 – 9

1. Scrapbook: must include the "Project Goals / Achievements Record" and "4-H Photography Record" from record book
2. Poster on parts of camera and how it works
3. Poster: digital photography
4. Poster: how to crop a photo, show before & after
5. One photo with news story
6. Report or research done in studying career opportunities in photography.
7. Special project & related article (i.e. pinhole camera & what you created with it)
8. Panoramic pieced display – 3 (4x6) prints pieced together and mounted on 7x22 poster board
9. Photography related poster, display, or item using exhibitor's photos

Class F – Family Photography Project

Lots 1 – 4

1. Family involvement scrapbook – Show each member's contribution, time involved, skill and knowledge gained, who promoted interest in Family project. Limited to one entry per family. Must be no more than 10 pages of material, single sided.
2. Collection of up to 5 family pictures no smaller than 3" x 5" and no larger than 4" x 6"
3. Trick photography, one photo, no larger than 8" x 10"
4. Article of creative design using youth's photo(s) with a combination of any other materials - item may be waxed, shellacked, varnished, painted, decoupage, matting or any suitable covering, depending upon the use for which it is intended

Class G – Videography

- Video entries must be submitted on CD or portable USB data stick. For display purposes, you must bring a small display including a number of stills to illustrate your work.
- All videos should be a maximum of 5 minutes long.

Lots 1 – 7

- | | |
|------------------------------------------------------------------|---------------------------------------------------------------------|
| 1. Video illustrating 3 proper lighting techniques | 5. 2 to 3-minute video using appropriate techniques to tell a story |
| 2. Video showing use of panning, camera angles, tilting, zooming | 6. Poster illustrating proper care of video equipment. |
| 3. Video illustrating use of sound in 3 different settings | 7. Any other video |
| 4. Video using titles and at least 3 other special effects | |

Premium: Blue - \$2.00, Red - \$1.75, White - \$1.50, Pink - \$1.25

Junior Fair – Department #121 Computer * ATCP 160.675

- Judging is Saturday prior to the Fair in the Junior Fair Building (Refer to “Fair Facts” for schedule).
- Face to Face Judging.
- Photo entries must be mounted on a black or white poster board, 11” x 14”.
- If entry needs a computer / laptop to be judged, you must bring your own.

Class A – Computer Projects

Lots 1 – 28

Exhibit identifying computer components and their functions

1. Exhibit identifying types and purposes of various software
2. Exhibit on internet safety, social media safety, or any other computer safety topic
3. Exhibit relating to a computer-related career
4. Poster of 5 pros and 5 cons of social media
5. Any other exhibit related to computer information

Items created using computer software

6. Business cards (5) for a real or fictional business mounted on poster board
7. Business or personal stationery (2 different examples) created using the computer
8. Calendar (12-month) created using design software or online service
9. Computer-generated t-shirt design
10. Create a 4-page newsletter that includes graphics (2 – 8 ½ x 11 pages printed on both sides)
11. Create a design – may include, but not limited to landscape, garden, home, building, CAD-CAM designs
12. Create a flyer promoting 4-H, the Shawano County Fair, or another organization or event
13. Create a set of business stationer - include a business card, letterhead, and business envelopes
14. Create a tri-fold (6 panel) brochure that includes graphics (8 ½ x 11 paper) – text and/or graphics on all 6 panels

Exhibit of at least 3 photos that you have manipulated using photo editing software – include before and after images, explanation of software used, and reason for manipulation.

15. Greeting cards (2) – birthday, sympathy, thank you, holiday, etc.
16. Scrapbook, created using design software or online service – 6 pages minimum, printed in color
17. Any other computer designed item

Interactive – must provide a computer or technology where project can be viewed by the judge

18. Please provide a printout of entry to be displayed as your exhibit.
19. Please bring a device to play any entry that the judge needs to view
20. Computer program written by exhibitor using any programming language – provide booklet for display showing feature of program
21. Create a computer slideshow to share what you have learned about computer basics (mechanics of a computer, internet use, safety, etc.) – include a print-out of the slides for display
22. Create a database of at least 6 fields and 20 records – include a description of how database would be used
23. Create a spreadsheet of at least 6 fields and 20 records – include a description of how it would be used
24. Create animated computer-generated art – include a printout and explanation of animated movement for display
25. Design a website – include a minimum of 4 screens and some hyperlinks
26. Movie created with video editing software (up to 5 minutes in length) – must demonstrate editing software on laptop as well as completed movie for the judge

- 27. Multi-media computer presentation designed for a specified purpose
- 28. Any other computer interactive exhibit

Premium: Blue - \$2.00, Red - \$1.75, White - \$1.50, Pink - \$1.25

Junior Fair – Department #122 Woodworking * ATCP 160.68

- Judging is Saturday prior to the Fair in the Junior Fair Building (Refer to “Fair Facts” for schedule).
- Face to Face Judging.
- Woodworking articles must be finished product. (Must be sanded unless item is “finished” without) Item may be waxed, shellacked, varnished, oiled or painted, depending upon the use for which they are intended.
- May exhibit up to 6 of the following, but no more than 2 large items. (Small items should fit on a coffee table) The sixth article must be a scrapbook or poster.

Class A – Woodworking

Lots 1 – 16

- | | |
|-----------------------------------------------------------------------------------------------------------------|-------------------------------------------------------------------------------------------------------------------|
| 1. Article for use in farm or home workshop | 10. Useful article made from a kit |
| 2. Article for use out-of-doors | 11. Exhibit displaying tools used to complete project & safety of tools used. |
| 3. Article for use in storage | 12. Scrapbook incorporating member’s record book pages, including pictures & story related to woodworking project |
| 4. Article for use in kitchen or living room | 13. Repaired and refinished article |
| 5. Article for use in home | 14. Useful article of furniture or cabinet making |
| 6. Toy or homemade game | 15. Useful article for use in some building other than the home |
| 7. Woodburning article | 16. Useful article of farm carpentry |
| 8. Any other article of creative design from wood or combination of wood and other materials | |
| 9. Article made in Industrial Arts, Vo-Ag class or shop class as part of class work for a grade or extra credit | |

Premium: Blue - \$2.50, Red - \$2.25, White - \$2.00, Pink - \$1.75

Junior Fair – Department #123 Electricity * ATCP 160.69

- Judging is Saturday prior to the Fair in the Junior Fair Building (Refer to Blue “Fair Facts” for schedule).
- Face to Face Judging.
- Circuit boards should be appropriate size to display all project work on board, including battery. If battery is included, manufacturer’s name must be covered. Refer to project literature for ideas and directions.

Class A – Electricity**Lots 1 - 31**

1. Article which demonstrates the principles of an electric motor (securely attach a 3x5 card explaining how it works and what it demonstrates)
2. Display of electric cords, wires, or cables
3. Display of light bulbs and uses
4. Display showing a homemade fuse at work
5. Display showing types of fuses
6. Electric buzzer
7. Electromagnet
8. Exhibit demonstrating or showing closed circuit, parallel wiring, and /or series wiring (diagrams must use proper symbols)
9. Exhibit explaining electrical safety at home, farm, or around power lines, etc.
10. Exhibit showing electrical tools and supplies – labeled with explanation of use
11. Flashlight that you made from a bulb, wire, and a battery
12. Homemade electric motor
13. Homemade extension cord (light or heavy-duty)
14. Homemade lamp or lighting unit
15. Homemade light meter
16. Homemade rocket launcher
17. Homemade solar equipment – any kind
18. Homemade test lamp
19. Model telegraph station
20. Panel exhibit of small electric motor (take apart an electric motor – display on panel, label, & describe)
21. Poster with chart showing how much electricity your family uses with meter readings every day for a week and then once a week for a total of 4 weeks – explain ways your family conserves energy
22. Poster with chart showing results of at least 8 objects tested for resistance value and whether they are conductors or insulators – rank by resistance level
23. Project using diodes, transistors, and/or capacitors
24. Project using photo cell
25. Question board
26. Rewired (new cord and plug) 110-volt item – example: lamp, small appliance, etc.
27. Scrapbook of low voltage electricity experiments
28. Steady hand tester
29. Working exhibit showing proper wiring for switches (2-way, 3-way, or 4-way), plugs, fixtures, and/or outlets (standard or GFI)
30. Any other exhibit not listed
31. Any other exhibit using electronic components

Premium: Blue - \$2.50, Red - \$2.25, White - \$2.00, Pink - \$1.75

**Junior Fair – Department #124
Mechanical Science * ATCP 160.70**

- Judging is Saturday prior to the Fair in the Junior Fair Building (Refer to Blue “Fair Facts” for schedule).
- Using Face to Face Judging System.

Class A – Tractor Maintenance**Lots 1 – 16**

1. Display: Tractor parts
2. Exhibit: Safety hazards when operating a tractor
3. Exhibit: General farm safety rules
4. Exhibit: PTO (power take off) safety
5. Display: Causes of tractor rollovers
6. Exhibit: Maintenance checks before operating a tractor
7. Exhibit: Recycling tractor batteries and oil
8. Exhibit: Hydraulic systems compared
9. Display: Tractor maintenance log
10. Display: Types of air filters
11. Poster: Towing safety
12. Exhibit: Basics of the tractor engine
13. Display: Spark plug types and maintenance
14. Exhibit: Cleaning and maintaining a radiator
15. Exhibit: Mechanic of a transmission
16. Scrapbook incorporating member's record book pages along with a story

Class B – Small Engines**Lots 1 – 13**

1. Panel exhibit of small engine parts with identification of parts
2. Exhibit - illustration of steps in a small engine service job
3. Exhibit showing correct steps in preparing a small engine for off-season storage
4. Small engine safety exhibit
5. Exhibit showing the event in a 2 or 4 cycle engine with brief explanation
6. Refurbished engine project
7. Exhibit listing preventive maintenance measures recommended for two-cycle engine
8. Safety exhibit on chain saw use, outboard motor, motorcycle or motorbike
9. Exhibit related to a career in small engines
10. Exhibit relating to spark plug diagnosis
11. Exhibit on parts of a spark plug
12. Scrapbook of things you learned and did relate to small engines over the past year
13. Any other item not listed

Class C – Aerospace

- ✓ No engines should be included in entry

Lots 1 – 21

1. Single Stage Rocket – 3 to 4 fin model (No plastic fins)
2. Single Stage Rocket, has been fired – “Certificate of Flight” must accompany rocket (parachute must be in place)
3. Multi Stage Rocket, 2 to 3 stages
4. Multi Stage Rocket, has been fired – “Certificate of Flight” must accompany rocket (parachute must be in place)
5. Homemade rocket
6. Homemade kite
7. Homemade paper airplanes (3) with report on 3 or more flights each
8. Altitude tracker – attach a note card explaining how you use it
9. Poster containing 4 photos of set-up, count down, launch and recovery of a rocket launched by member
10. Scrapbook incorporating member's record book pages, including pictures & story related to Aerospace project
11. Poster showing stages of launch
12. Rocket presented on a made stand or display rack
13. Display parts of a rocket, identify parts
14. Homemade Launch Pad
15. Model airplane, made to fly, 18” or less
16. Model airplane, not made to fly, 18” or less
17. Model airplane, made to fly, over 18”
18. Model airplane, not made to fly, over 18”
19. Exhibit related to aerospace or aeronautics
20. Exhibit showing types of aircraft with description
21. Any other project not listed

Class D – Scale Models

- ✓ Can include airplanes, vehicles, buildings, ships, animals, etc.
- ✓ Legos, K-nex, etc may only be used in Lot 124

Lots 1 – 13

1. Scale model made from a kit, snap fit
2. Scale model from a kit, glued & pieced
3. Scale model from a kit, glued & painted
4. Collection of two (2) or more related models
5. Model built without a kit - can be Lego, K-nex, etc. - first- and second-year project exhibitors only
6. Scale landscape model placed in a setting - no larger than a 2' x 2'
7. Scale farm model placed in a setting – no larger than a 2' x 2'
8. Motorized scale model, not from a kit
9. Motorized scale model, from a kit
10. Mechanical scale model (steam engine, hit and miss engine, equipment, etc) (can be from a kit)
11. Original scale model made from any material (plastic, wood, metal, etc)
12. Model educational display (skeleton, etc)
13. Scrapbook incorporating member's record book pages, including pictures and story related to project

Class E – Bicycling**Lots 1 – 10**

- | | |
|---------------------------------------------------|------------------------------------------------------------------|
| 1. Poster: Protective gear to wear when bicycling | 7. Poster: Chain maintenance |
| 2. Display: Bicycle parts | 8. Poster: Using gears efficiently |
| 3. Poster: Buying my first bicycle | 9. Poster: Riding safely at night or in bad weather |
| 4. Poster: Bicycle safety check | 10. Scrapbook of a bicycle trip your family tool together |
| 5. Exhibit: Traffic signs | |
| 6. Poster: How to fix a flat tire | |

Class F – Robotics

- All Programs must be visibly shown (drawn, sketched, on a laptop or printed off the software) to be displayed at the fair as part of the entry & programs must be demonstrated to judge with an actual robot.

Lots 1 – 10

1. Exhibit: Showing activities & involvement in the Robotics project from current year
2. Exhibit on 10 different tasks robots can accomplish
3. Any type of robot (excluding NXT and RCX robots) made during current enrollment year with a note card attached explaining how robot was designed and built
4. Exhibit: Types of gears
5. Basic Lego NXT and RCX robot made during current enrollment year with a note card attached explaining how robot was designed and built
6. Exhibit: Difference among machines, computers and robots
7. Program: Robot goes forward and backward (Rotation Sensor at 720 degrees)
8. Program: Robot to use the light sensor to track a curved line
9. Exhibit: possible careers in robotics
10. Any other robotics item

Class G – Welding

Lots 1-9

1. Exhibit showing different types of welding equipment
2. Exhibit showing different types of safety gear needed
3. Sample demonstrating 3 beads welded side-by-side
4. Sample showing 2 plates tacked together in a square groove butt joint
5. Sample showing 2 plates in a T-Joint
6. Welded article for use in farm or home
7. Article for use out-of-doors
8. Repaired article
9. Any other welded exhibit not listed

Premiums – Classes A-G: Blue - \$2.50, Red - \$2.25, White - \$2.00, Pink - \$1.75

Junior Fair – Department #125 Foods & Nutrition * ATCP 160.71

- Judging is Thursday from 3 pm to 8 pm in the Junior Fair Building.
- Using Face to Face Judging System.
- Frostings are not to be used on or in the foods to be entered.
- Number in parenthesis () indicate number of items to be exhibited.
- All breads, both quick & yeast, should be baked in regular loaf pans. Bring the entire pan or loaf, a portion will be cut and placed on a tray for the exhibit.
- All items (except for cakes which should be brought in the pan), should be displayed on a disposable container unless otherwise specified.
- No mix or frozen dough may be used unless stated.
- Products entered must be exhibitor's own work. Each family member should make his / her own project. The same food, out of the same container, cannot be entered by more than one family member in the same lot.
- Food will not be returned to the exhibitor.
- No more than 15 entries per exhibitor.

Class A – Foods & Nutrition

Lots 1 - 86

APPETIZERS

1. Appetizer – individual serving
2. Vegetable pizza (crust made from scratch) – 3” or 6” diameter

BARS/BROWNIES

3. Baked bar – any variety not listed above – plate of 3 (2” x 2”)
4. Brownies – plate of 3 (2” x 2”)
5. No-bake bar – any variety – plate of 3 (2” x 2”)
6. Specialty brownie – plate of 3 (2” x 2”) – frosting permitted

BREADS

7. Bagel – plate of 3
8. Biscuits – plate of 3
9. Breadsticks – yeast leavened – plate of 3
10. Breadsticks – no yeast - plate of 3
11. Coffee cake – 4” x 4” corner piece
12. Doughnuts, Cake – plate of 3
13. Doughnuts, Yeast – plate of 3
14. Homemade bread – made in bread machine – bring whole loaf

15. Homemade yeast bread – hand kneaded – bring whole loaf
16. Homemade pretzels – plate of 3
17. Muffins – corn – no liners – plate of 3 standard size
18. Muffins – any other – no liners – plate of 3 standard size
19. Quick bread – pumpkin – 1/3 standard loaf (9" x 5"), end cut
20. Quick bread – banana – 1/3 standard loaf (9" x 5"), end cut
21. Quick bread – zucchini – 1/3 standard loaf (9" x 5"), end cut
22. Quick bread – corn – 4" x 4", corner piece
23. Quick bread – any other – 1/3 standard loaf (9" x 5"), end cut
24. Yeast dinner rolls – plate of 3
25. Yeast sweet rolls – plate of 3

CAKES

26. Angel food cake from scratch – ¼ cake
27. Cake from scratch – any variety – 4" x 4" corner piece
28. Jelly roll – any variety – ¼ roll or 3 – 1" slices
29. Sponge cake or chiffon cake from scratch – ¼ cake

CANDY

30. Homemade caramels – 3 pieces
31. Homemade fudge – 3 pieces
32. Homemade peanut brittle – 3 pieces
33. Homemade seafoam or divinity – 3 pieces
34. Any other homemade candy not listed above – 3 pieces

COOKIES – plate of 3

35. Drop - Chocolate Chip cookies – plate of 3
36. Drop - Monster cookies – plate of 3
37. Drop - Oatmeal cookies – plate of 3
38. Drop – any other baked drop cookie – plate of 3
39. Formed - Peanut butter cookies – plate of 3
40. Formed - Molasses cookies – plate of 3
41. Formed – any other formed cookie
42. Molded – any molded cookie
43. Pressed – any pressed cookie
44. Refrigerator – any refrigerator cookie (example: pinwheel, checkerboard, etc.)
45. Rolled – any rolled cookie (made with a rolling pin)
46. No-bake cookies – plate of 3

DESSERTS

47. Fruit pizza (crust made from scratch) – 3" or 6" diameter
48. Holiday dessert – 4" x 4" or individual serving – frosting permitted
49. Specialty dessert – 4" x 4" or individual serving – may use glaze or frosting (example: cheesecake, torte, etc.)

FUN FOODS/SNACKS

50. Healthy homemade after school snack – individual serving
51. Nutritional fun food – plate of 3 or individual serving
52. Seasonal fun food – plate of 3 or individual serving

MAIN DISHES (Bring an Individual Serving)

53. Casserole
54. Meatloaf
55. Mixed vegetable dish (hot) with at least 3 different vegetables
56. Mixed vegetable dish (cold) with at least 3 different vegetables
57. Pizza – baked (crust made from scratch) – 3" or 6" diameter
58. Soup, homemade – broth based
59. Soup, homemade – cream based
60. Soup, homemade – served cold
61. Stir fry main dish
62. Vegetarian dish

OTHER FOOD ENTRIES

63. Any other food item not listed
64. Breakfast entrée – individual serving
65. Fruit syrup – any berry – one pint
66. International/ethnic food
67. Pasta, homemade – any variety – individual serving
68. Salad dressing, homemade
69. Charcuterie Board – With meats
70. Charcuterie Board – Without meats

PIES

71. Whole single crust pie – 8” or 9” – any variety (No commercial canned filling)
72. Whole double crust pie – 8” or 9” – any variety (No commercial canned filling)

For Special Diet entries, please follow entry instructions for a similar entry (Ex. Plate of 3 cookies, whole pie, etc.)

SPECIAL DIET - FAT FREE

74. Fat free item 1 – include recipe
75. Fat free item 2 – include recipe

SPECIAL DIET – HEART HEALTHY

78. Heart healthy (low calorie) entrée – individual serving – include recipe

SPECIAL DIET – GLUTEN FREE

76. Gluten free item 1 – include recipe
77. Gluten free item 2 - include recipe

SPECIAL DIET – SUGAR FREE

79. Sugar free item 1 - include recipe
80. Sugar free item 2 – include recipe

EDUCATIONAL (Must pick up on Monday after 6pm)

81. Educational exhibit on a food/cooking related topic
82. Educational exhibit on a food/cooking related topic
83. Food Gift in a Jar (meal in a jar, cookies in a jar, etc.) Must be non-perishable.
84. Menu exhibit – plan menus for 2 days (6 meals) using My Plate guidelines
85. Recipe collection containing 25 recipes you have prepared
86. Table setting, place setting for 1 (include placemat, napkin, glass, plate, and the silverware needed for your planned meal, centerpiece, and card with complete menu)

Class E – Junior Dairy Food Promotion

- ✓ Each entry must contain at least 2 real dairy products
- ✓ Entry with complete instructions and ingredients must be attached. **Dairy products must be underlined with a red marker.**
- ✓ No restrictions on frosting, nuts, etc.
- ✓ Shawano County Dairy Promotions, Inc. will sponsor a grand prize of \$20.00 and reserve of \$10.00 for Grade 3-6 and Grade 7 and older.

Lots 1 – 12**• Grade 3 to 6**

- | | |
|------------------------------------------------------------------------------------------------------------------------------------------------------------------------------------------------|---------------------------------------------------------------------------------------------------------------------------------------------------------------------|
| <ol style="list-style-type: none"> 1. Bars (not brownie) – Plate of 3 (2”x2” pieces) 2. Candy – 3 pieces (not to exceed (3”x3” piece) 3. Cookies – Plate of 3 | <ol style="list-style-type: none"> 4. Dip, ½ cup 5. Quick Bread/Muffins (1/2 Loaf or 3 muffins) 6. Single Layer Cake (3”x3” piece) |
|------------------------------------------------------------------------------------------------------------------------------------------------------------------------------------------------|---------------------------------------------------------------------------------------------------------------------------------------------------------------------|

• Grade 7 and Older

- | | |
|------------------------------------------------------------------------------------------------------------------------------------------------------------------------------------------------|------------------------------------------------------------------------------------------------------------------------------------------------------------------------|
| <ol style="list-style-type: none"> 7. Bars (not brownie) – Plate of 3 (2”x2” pieces) 8. Candy – 3 pieces (not to exceed (3”x3” piece) 9. Cookies – Plate of 3 | <ol style="list-style-type: none"> 10. Dip, ½ cup 11. Quick Bread/Muffins (1/2 Loaf or 3 muffins) 12. Single Layer Cake (3”x3” piece) |
|------------------------------------------------------------------------------------------------------------------------------------------------------------------------------------------------|------------------------------------------------------------------------------------------------------------------------------------------------------------------------|

Food Preservation

- Judging Face to Face on Thursday 3 pm to 8 pm in the Junior Fair Building
- The following regulations will apply to all Food Preservation entries unless otherwise stated.

- Canned foods must be either pint or quart clear standard (Ball, Mason, Kerr, etc.) canning jars. Only standard jars will be accepted.
- Jars will be marked as current year's product.
- Each exhibit is one (1) jar.
- Jam and jellies should be exhibited in a standard ½ pint canning jar. Jars must be sealed with a canning lid (NO PARAFFIN).
- Under-processed food will be disqualified.
- Any spoiled or opened food is disposed of.
- All exhibits must be labeled, giving method of preparation and processing. Unlabeled items will be disqualified. Consult Extension Food Preservation publications for current food processing recommendations; it is the only resource consulted during judging.
- Must identify contents of pint or smaller zip lock bag on note card with date, process used and processing time.
- Jars must be labeled. Labels should be approximately 2 ½" x 3" and placed ½" from bottom of jar.
 - Information needed for label:
 - Exhibitor's Number & Entry Number
 - Exhibit Date Canned
 - Method of Preparation
 - Method & Length of Processing (include pressure if pressure canned)

Class F – Food Preservation

Lots 1 - 71

- | | | |
|---------------------------------------|--------------------------------------|------------------------------------------|
| 1. Cherry jam (sour) | 19. Applesauce | 37. Yellow beans (cut or French) |
| 2. Cherry jam (sweet) | 20. Blueberries | 38. Salsa |
| 3. Grape jam | 21. Blackberries | 39. Sweet corn (off cob) |
| 4. Peach jam | 22. Cherries (sour) | 40. Tomatoes (whole or quartered) |
| 5. Red raspberry jam | 23. Cherries (sweet) | 41. Tomato juice |
| 6. Black raspberry jam | 24. Peaches | 42. Mixed vegetables |
| 7. Strawberry jam | 25. Pears | 43. Any other vegetable not listed above |
| 8. Any other jam not listed above | 26. Black raspberries | 44. Dill pickles |
| 9. Apple jelly | 27. Red raspberries | 45. Sweet pickles |
| 10. Cherry jelly | 28. Rhubarb | 46. Bread and butter pickles |
| 11. Grape jelly | 29. Any other fruit not listed above | 47. Beet pickles |
| 12. Strawberry jelly | 30. Apple pie filling | 48. Any other pickle product |
| 13. Any other jelly not listed above | 31. Blueberry pie filling | 49. Pickle relish |
| 14. Any marmalade | 32. Cherry pie filling | 50. Corn relish |
| 15. Apple butter | 33. Peach pie filling | 51. Any other vegetable relish |
| 16. Pear butter | 34. Beets | 52. Meat product |
| 17. Any other butter not listed above | 35. Carrots | |
| 18. Apples (any style) | 36. Green beans (cut or French) | |

Bring the following items in a plastic zip-lock bag. Identify item on entry tag.

DRIED FRUIT (1/2 cup)

53. Dried apples
54. Dried cherries
55. Dried peaches
56. Dried strawberries
57. Banana chips
58. Any other dried fruit

DRIED VEGETABLES (1/2 cup)

59. Dried carrots
60. Dried onions
61. Dried peppers
62. Dried tomatoes
63. Any other dried vegetable

DRIED HERBS (1/2 cup)

64. Dried chives
65. Dried dill
66. Dried parsley
67. Any other dried herb

OTHER DRIED EXHIBITS

68. Dried meat (1/2 cup)
69. Beef or turkey jerky – individual serving
70. Fruit leather (2 rolls/same fruit)
71. Any other dried product not listed above

Class H – Cake Decorating

Department 125, Cake Decorating

- All decorating must be done on actual baked items - no Styrofoam or other cake forms.
- Lot numbers indicating fondant must be decorated with at least 50% fondant.
- Cakes must be decorated out of baking pan on a sturdy flat surface, fit to size of cake; no more than 1 ½ “larger than cake. Cake board and plastic accessories are non-returnable, covered cardboard cake “boards” suggested.
- Cakes must be frosted.
- Cakes should be no larger than 20 inches by 20 inches, and no taller than 18 inches.
- Cupcake cakes using 20 – 30 cupcakes are allowed. May be entered under lot 7 and 8.
- Cake must be prepared for human consumption.
- No raw egg whites in frosting (powdered is acceptable).

Lots 1 – 4

First Year Members may only Enter Lots 1 – 4

1. Plate of 3 cookies decorated (no larger than 4” in size) – need not be round, buttercream
2. Decorated Cupcakes (3), buttercream and/or fondant
3. Single layer 8- or 9-inch cake, or 13 x 9-inch cake, buttercream and/or fondant
4. Simple gingerbread structure, not to exceed one square foot

Second Year or More may enter•

Lots 5 - 13

No more than 4 entries per member, no more than 2 cakes.

Lots 5 & 6 must use more than one tip or use different techniques.

- | | |
|-----------------------------------------------------------|---------------------------------------------------------------------------|
| 5. Decorated cupcakes (3) | 10. Assortment of 6 decorated cake pops on sticks |
| 6. Decorated cookies, no larger than 4” in size (3) | 11. Gingerbread house, not to exceed 2 square feet |
| 7. Cake decorated with buttercream | 12. Decorated Cookie Cake |
| 8. Cake decorated with fondant | 13. Any other cake decorating entry (no repeats of entries or techniques) |
| 9. 8” or 9” double or triple layer specialty dessert cake | |

Premium: Blue - \$2.00, Red - \$1.75, White - \$1.50, Pink - \$1.25

Junior Fair – Department #126 Clothing * ATCP 160.72

- Judging is Saturday prior to the Fair in the Junior Fair Building (Refer to “Fair Facts” for schedule).
- Using Face to Face Judging System.
- General clothing instructions for ALL CLOTHING CONSTRUCTION PROJECTS are as follows:
- Fabric should be appropriate for the intended use of the garment.
- Articles exhibited are to be made after last year’s fair.
- Commercially made articles will be disqualified.
- Any soiled garment will be disqualified at judge’s decision.

- Entry Tags should be attached with a pin near the top of the garment on the left side (when being worn).
- Note cards required if member cannot be present for face-to-face judging. Information to include on card: fiber content, intended care, intended use, type of interfacing, preparation of fabric and notions, pattern company and number or state “original” if you designed your garment. List any new techniques used or skills learned. Pin to the lower left front hem. Do not attach the note card to entry tag.
- Garments must be placed (pinned if necessary) on hangers, except pajamas, night gowns & accessory groups.
- Child’s garment should be made for child 8 years and under.
- Whenever possible, include pattern name and number on back of entry tag.

Class A – Clothing

Lots 1 – 16

- | | |
|---------------------------------------------------------------------------|-----------------------------------------------------------------------|
| 1. Simple carryall for travel (tote bag, gym bag, beach bag, laundry bag) | 10. Robe or lounging apparel |
| 2. Apron | 11. Vest or unlined jacket |
| 3. Nightgown or sleepwear | 12. Outwear (mitten, hat, etc.) |
| 4. Skirt / split skirt | 13. Sewn article for use in home (pillow, placemat, potholders, etc.) |
| 5. Blouse or shirt | 14. Costume |
| 6. Slacks or shorts | 15. Any other sewn article |
| 7. Pullover top | 16. Scrapbook incorporating record book pages |
| 8. Dress or jumper | |
| 9. Sportswear (must be worn as a complete outfit) | |

Premium: Blue - \$2.50, Red - \$2.25, White - \$2.00, Pink - \$1.75

Junior Fair – Department #127 Knitting & Crocheting * ATCP 160.73

- Judging is Saturday prior to the Fair in the Junior Fair Building (Refer to “Fair Facts” for schedule).
- Using Face to Face Judging System.
- Paired items must be attached to each other with string or safety pin.
- Slippers are not to be stuffed with paper
- Baby Afghans should be a minimum of 34” x 40”; all other Afghans should be a minimum of 36” x 50”.
- If unable to be present for judging, attach a note card listing age, number of years in project, methods used, fiber content & type of yarn, needle or hook size, how long it took to make it, and any other pertinent information.
- Any soiled garment will be disqualified at the judge’s decision.
- Novelty items (pin cushions, book worm, flowers, hair bands, etc.) cannot be entered as an “any other” item.
- All projects must be hand knit or hand crochet. (no machine knitting or crocheting)

Class A – Knitting

Class B – Crocheting

Lots 1 – 22

- | | |
|------------------------|----------------------------------|
| 1. Sweater or vest | 6. Poncho or shawl |
| 2. Slippers or booties | 7. Infant apparel |
| 3. Head apparel | 8. Useful item for the kitchen |
| 4. Scarf | 9. Useful item for the home |
| 5. Mittens | 10. Decorative item for the home |

11. Unlined Purse
12. Any other Item
13. Christmas ornaments (at least 2)
14. Any other Christmas item
15. Toy (stuffed animal, doll, etc.)
16. Doll or baby clothing - 3 pieces
17. Felted project
18. Afghan (min size 25X30")
19. Any other non-wearable article not listed above
20. Poster: educational about knitting or crocheting or history of, informational about yarns and-or knitting or crocheting tools or personal experience about project
21. Scrapbook incorporating member's record book related to knitting or crocheting
22. Community service project to be donated to a charitable organization

Premium: Blue - \$2.50, Red - \$2.25, White - \$2.00, Pink - \$1.75

Junior Fair – Department #128 Home Environment * ATCP 160.74

- Judging is Saturday prior to the Fair in the Junior Fair Building (Refer to Blue "Fair Facts" for schedule).
- Using Face to Face Judging System.
- Absolutely no kits allowed, unless specified.
- Be prepared to discuss with judge: description of color scheme of room or area where article will be used.
- WALL HANGINGS MUST BE READY TO HANG.

Class A – Home Environment

Lots 1 – 31

1. Decorative wall hanging, latch hook, applique, felt, etc. (kit allowed)
2. Decorative Pillow
3. Plant hanger (macramé, crochet, etc.)
4. Decorative item using plastic needlepoint mesh
5. Decorated placemats (2)
6. Needlework picture, ready to hang (embroidery, needlepoint), kit allowed (at least 5" x 7" in size)
7. Counted cross stitch item, framed backing & hanger included (at least 5" x 7" in size)
8. Creative wreath
9. Scrapbook illustrating refinishing of a room. Include before & after images, swatches, description of work done.
10. Small article of cloth (hemmed table cloth or table runner, wall hanging, flat hemmed curtains, etc.)
11. Bulletin board
12. Machine quilted wall hanging or machine appliqued wall hanging
13. Creative decorative wooden item for home
14. Homemade bulletin board with example of intended use
15. Decorative frame with picture (5" x 7" or larger)
16. Decorative door decoration
17. Decorative candle
18. Christmas ornaments (2)
19. Centerpiece for Christmas
20. Centerpiece for any other holiday
21. Embroidered dishtowel (1)
22. Color wheel or color collage
23. Design plan for your room - include before & after photos or drawings (to scale)

24. Personalized accessory for your room
25. Recycled or low cost furnishing item, information card accompanying exhibit should include materials used; cost and time involved in project and finished use for item
26. Refinished furniture, such as a rocker, table, large chair or chest (include “before” picture, if possible)
27. Any other item for use in home
28. Scrapbook of examples of the elements of design
29. Scrapbook incorporating member’s record book related to home environment
30. Quilt or Bedspread, etc.
31. Repurposed item for a room

Premium: Blue - \$2.50, Red - \$2.25, White - \$2.00, Pink - \$1.75

Junior Fair – Department #129 Family & Child Development * ATCP 160.75

- Judging is Saturday prior to the Fair in the Junior Fair Building (Refer to “Fair Facts” for schedule).
- Using Face to Face Judging System.

Class A – Child Development

Lots 1 – 18

1. Age-appropriate book chart – list 3 age groups and 5 books for each group and why they are appropriate
2. Play time kit (4-6 items, at least 2 made by exhibitor)
3. Craft or activity done with a child
4. Homemade mobile for a child’s room
5. Scrapbook of 4 developmentally appropriate activities done with a young child
6. Poster: home safety hazards, solutions
7. Choke-tube tester
8. Babysitting Kit (flashlight game, emergency phone numbers, etc)
9. Poster on age-appropriate toys
10. Homemade learning toy for a child
11. Playground first aid kit – include what each item is used for
12. Exhibit on responsibilities of a babysitter
13. Exhibit on one child safety issue
14. Scrapbook made for a child
15. Any other homemade toy
16. Any other homemade game
17. Any other homemade item
18. Scrapbook incorporating exhibitors record book

Premium: Blue - \$2.00, Red - \$1.75, White - \$1.50, Pink - \$1.25

Junior Fair – Department #131 Demonstrations & Presentations * ATCP 160.76

- Judging is Saturday prior to the Fair in the Junior Fair Building (Refer to Blue “Fair Facts” for schedule).
- Using Face to Face Judging System.
- Entries in this department could be prose, poetry, story (fiction) or a play.

Class A – Creative Writing

Lots 1 – 6

1. An adventure mystery – Minimum of 500 words
2. Original Creative writing entry
3. Original Creative writing entry
4. Original Creative writing entry
5. Write a letter to a fictional character
6. Write & illustrate an original children’s book

Premium: Blue - \$2.00, Red - \$1.75, White - \$1.50, Pink - \$1.25

Junior Fair – Department #132 Booths * ATCP 160.77

- Judging is Thursday at 5 pm in the Junior Fair Building. Exhibits need to be set up by Thursday at 3 pm.
- Using Danish Judging System.
- An educational display is scored largely on the following points: caption or title design, effectiveness in attracting attention, arousing interest, meeting a need or desire, challenging action, success of the project, appearance and design.
- Include club name in display.

Club Booth

- Booth size is approximately 4’ wide, 30” deep & back wall is 32” high. It is recommended to “pre-make” your transportable booth to slide into the booth frame at the fair.
- The booths are located in the Huntington Family 4-H Youth Building.
- Booths will be assigned on a first reserve basis.

Club Banner

- Club Banners, minimum size 2’ x 3’, maximum size 3’ x 5’.
- Any material, except paper.
- Include a casing, dowel and string / cord for display.

Club Scrapbook

- Portrays work from previous year.

Club Planter

- Club Planter (Using wheelbarrow, ½ of 55 gallon plastic drum or container of same approximate size).
- Planters must contain a minimum of 12” of soil or plant growing material. (may fill remaining with Styrofoam or similar substance to reduce weight.)

- Create a planter, using only live (not artificial) plants, may be flowering or foliage. Endangered wild plant specimens are not allowed. May add other items to tell message.
- Club name must be displayed in the planter. May have a message, does not need to.
- May be set-up inside or outside of North end of the Huntington Family 4-H Building

Class A – Club Educational Displays

Lots 1 - 4

- | | |
|----------------------|--------------|
| 1. Educational Booth | 3. Scrapbook |
| 2. Banner | 4. Planter |

Lot 1 Premium: Blue - \$16.00, Red - \$14.00, White - \$12.00, Pink - \$10.00

Lot 2-4 Premium: Blue - \$8.00, Red - \$6.00, White - \$4.00, Pink - \$2.00

Junior Fair – Department #133 Youth Leadership & Self Determined * ATCP 160.78

- Judging is Saturday prior to the Fair in the Junior Fair Building (Refer to “Fair Facts” for schedule).
- Using Face to Face Judging System.
- If entry needs to be shown electronically, it is your responsibility to bring a compatible device AND a paper copy that can be displayed during the fair.

Class A – Youth Leadership

Lots 1 – 17

1. Scrapbook that depicts exhibitor working with a project member or members in the current year, including a plan outline, how to and finished project
2. Exhibit designed to recruit members or improve 4-H club work
3. Exhibit designed to teach a project
4. Planning calendar showing how you helped in one of these areas - (a) project leadership, (b) organizational leadership, (c) activity leadership
5. Visual aid you used to teach a specific project and - or activity with a note card attached stating what project it is for and how used
6. Speech to recruit members or leaders, recorded by exhibitor (bring recording to be exhibited)
7. Outline, summary, or report for a project meeting you held -- include goals and evaluation of success
8. Poster showing leadership contributions to a district, county or state event
9. Scrapbook incorporating member's record book pages along with a story
10. Poster designed to teach a project
11. Outline, summary, or report for a recreational program you planned for your club
12. Exhibit on brainstorming/decision making process
13. Exhibit designed to recruit leaders
14. Exhibit on the qualities of a good leader
15. Original news release promoting club, county activities, County Fair, or National 4-H Week
16. 4-H promotional item (8 1/2" x 11" brochure, flier, PowerPoint, website, etc.)
17. Any other item, not previously listed above, that was useful to you as a youth leader

Class B – Self-Determined Project

Open to all members of a youth organization.

Self-Determined exhibits include projects not listed in other departments.

Exhibit may include a poster, display, scrapbook, or an item made by exhibitor demonstrating what was learned

Lots 1 – 4

1. Exhibit made by exhibitor
2. Exhibit made by exhibitor
3. Exhibit made by exhibitor
4. Exhibit made by exhibitor

Premium: Blue - \$2.50, Red - \$2.25, White - \$2.00, Pink - \$1.75

Junior Fair – Department #134 Citizenship * ATCP 160.79

- Judging is Saturday prior to the Fair in the Junior Fair Building (Refer to the “Fair Facts” for schedule).
- Using Face to Face Judging System.

Class A – Citizenship

- | | | |
|--------------|--------------|--------------|
| 1. Exhibit A | 3. Exhibit C | 5. Exhibit E |
| 2. Exhibit B | 4. Exhibit D | 6. Exhibit F |

Premium: Blue - \$2.00, Red - \$1.75, White - \$1.50, Pink - \$1.25

Topics & Ideas for exhibits in Citizenship: Careers: Exhibit on resume writing or your resume, Exhibit on honesty in the workplace, Report, artwork, or collage of a chosen job, List of my personal strengths and weaknesses, “When I grow up...” career display

Citizenship: Action plan for a citizenship activity, Exhibit on voting information, Exhibit on how to become a U.S. citizen, Exhibit on contacting your congressional representative, Sample letter to a government office or representative addressing a concern you have as a citizen, Exhibit explaining a town, city, or county’s government offices and their duties, Collection of at least 5 pictures of historical monuments, markers, and/or buildings (county, state, or federal) and provide a description of their significance, Family chore chart, Exhibit featuring your family and how you work together, Exhibit on the rights and responsibilities you and others have as good neighbors, Exhibit focused on local county government, Exhibit focused on state or national issues

Entrepreneurship: Sketch of a business idea, History of a product, Profile of a local business, Marketing plan

Health: Personal fitness plan, Careers in the field of health, Exhibit on steps to becoming an EMT, Healthy eating exhibit, Recipe book of healthy snacks (minimum of 15 recipes), Exhibit on proper food portion sizes, First aid kit for use by your family, Set of at least 10 first aid skill cards, Exhibit on how to properly perform the Heimlich maneuver, A written fire escape plan for your home, Exhibit on proper hand washing or teeth care, Exhibit on home safety hazards, Exhibit on stress reduction, Exhibit relating to poisons (include first aid instructions), Exhibit identifying germ hiding places in my home and ways to avoid them, Educational exhibit on a health-related topic: skin cancer, smoking, eating disorders, etc., Exhibit on time management.

History & Heritage: Notebook on family history, Written family history (including stories, anecdotes, facts, etc.), Family tree poster, Ancestral chart including at least 5 generations, Exhibit explaining the origin of your last name, Collection of “old” family recipes and a note about where they come from, Collection of old home remedies used for illness or beauty care, Biography of an ancestor (include pictures if possible), Geographic map(s) and narrative tracing your family ancestors’ migration from where they originated to present, Historical research on family farm or family home (may include pictures), Another exhibit relating to Genealogy, Exhibit explaining history of town or community, An illustrated (photos or drawings) history of an old building or of a community, Exhibit resulting from an interview

with an older relative or community member that you interviewed (photo exhibit, scrapbook, report, essay, etc.), Exhibit of early farming or industry in your community, Exhibit of an old art or craft (include explanation of process and materials used)

International Relations: Exhibit of ethnic groups, Exhibit of cultural dress from various countries or ethnic groups – 10 examples (scrapbook or poster with pictures, photos, or drawings), Poster or display of at least 3 musical instruments and their international origin, Poster, scrapbook, or written report describing a foreign student you have met and your experience with them, Scrapbook on a country of your choice – include facts, history, landmarks, and other information that makes that country unique, Illustrated recipe book (minimum of 15 recipes) of foods from other countries, Exhibit on a popular sport of a country other than America – include description of the game and basic rules, Exhibit relating to any international issue (healthcare, hunger, politics, war, etc.), Display of foreign money with the name of each piece, the value in the country with a conversion to U.S. dollars. Include the importance of any symbols, places, or people depicted on the currency, Language “cheat sheet” to be used while traveling. Include greetings, common travel questions, restaurant information, emergency information, etc. (might want to include your sources), Exhibit on how local geography affects how people live around the world, Traditions, Cultural awareness, Exhibit of youth international experience

Personal Finance: Exhibit about personal spending plan or budget, Personal money journal, Ways to use my money, How to manage a checking account, Choosing a financial institution, Exhibit on money saving options, Chart the real cost of credit, Exhibit on how to comparison shop for a product

Service Learning: Exhibit about problems or needs in my community, Service-learning plan, Risk management strategy for my project, Service-learning journal or scrapbook

WHY FAIR?

County Fairs bring producers and consumers together and unite rural and urban people in an entertaining and engaging community activity. An essential part of this process is showcasing youth and adult exhibits. Fairs provide agricultural displays to educate fairgoers of all ages. Serving as a community showplace, fairs offer informational exhibits, entertainment, and the opportunity for youth and adults to work and volunteer together. County fairs have adapted to keep up with changes in agriculture and technology and helped lead these changes to fit community needs. Many of Wisconsin's 74 county and district fairs are involved with the International Association of Fairs & Expos (IAFE). As IAFE members, they enter contests for advertising and promotions and learn how to develop and promote agricultural education. Wisconsin county fairs and the Wisconsin State Fair have won national IAFE awards.

Fairs provide a platform for celebrating traditions and fostering local pride. The success of county and district fairs can be measured in many ways – educational value to youth, social impact to people living in the community and surrounding areas, and economic impact on the community and state. Fairs continue to provide an excellent value for fairgoers' dollars. As society becomes increasingly disconnected from the farm, the need for agricultural awareness has never been greater. State, county, and district fairs play a vital, cost-effective, and impactful solution – engaging the public, educating future generations, and celebrating our agricultural roots. Fairs are more than tradition – they deliver fun, memorable experiences, strengthen rural-urban connections, and grow lasting support for agriculture.



SHAWANO, WISCONSIN

A Ferris wheel with pink gondolas is the background of the image. The wheel is partially visible on the left side, and several gondolas are in various positions. The sky is a bright, clear blue, and there is a soft, warm light source, possibly the sun, creating a lens flare effect in the lower right quadrant. The overall mood is bright and cheerful.

OPEN CLASS - YOUTH EXHIBITS

Open Class – Youth Exhibitors / Developmental-Intellectual Disabilities

This is a division to promote future exhibitors. This division is for anyone that is not associated with any approved youth group. (Example: 4-H, FFA, Boys & Girl Scouts, Etc.)

This is open to 3 Class:

1. Class A - 10 Years old and Under
2. Class B - 11 Years old to 17 Years old
3. Class C - Developmental/Intellectual Disabilities

Premiums will be awarded!!

Open Class - Youth & Developmental/Intellectual Disabilities Department #214 Plants & Soil Science * ATCP 160.21

JUDGING DAY: Thursday at 9:00 am in the Farmers Exhibition Building
Check in is Wednesday 9 am thru 8 pm in the Farmers Exhibition Building

Class A – 10 years old & Under

Class B – 11 to 17 years old **Class C – Dev/Int Disabilities**

- TO HELP you prepare your vegetable for the Fair, read Circular A 3306, Exhibiting and Judging Vegetables. The circular may be obtained from the University Extension Office at the Shawano Courthouse or online at <https://www.extension.purdue.edu/extmedia/4h/4-h-970-w.pdf>
- Vegetable exhibits are to consist of one specimen unless a number is specified.
- All root vegetable tops are to be 1 to 2 inches long and tap roots cut to ½ to 1 inch in length
- ALL exhibits are to be taken home after 6:00 pm on Monday Night

Lots 1 – 13 (Potatoes, Vegetables & Fruit) (Classes A – C)

- | | |
|---------------------------------|-----------------------|
| 1. Red Potatoes (4) | |
| 2. Russet Burbank (4) | |
| 3. Carrots (4) | |
| 4. Beets (4) | |
| 5. Cucumbers (4) | |
| 6. Pumpkins, Jack-O-Lantern (1) | |
| 7. Green Beans (10) | |
| | 8. Radish (4) |
| | 9. Squash (1) |
| | 10. Tomatoes (4) |
| | 11. Green Peppers (4) |
| | 12. Onions (4) |
| | 13. Apples (4) |

Premium: Blue - \$2.00, Red - \$1.75, White - \$1.50, Pink - \$1.25

Open Class - Youth & Developmental/Intellectual Disabilities Department #215 Flowers & House Plants * ATCP 160.22

JUDGING DAY: Friday at 9:00 am in the Farmers Exhibition Building
Check in is Wednesday 5 pm thru 8 pm & Thursday Noon thru 8 pm
In the Farmers Exhibition Building

- ✓ All flowers entered must have been grown by the exhibitor. Display to consist of 3 stems or blooms,
- ✓ Additional greens may be included, but should be from the same plant.

Class A – 10 years old & Under

Class B – 11 - 17 years old

Class C – Dev/Int Disabilities

Lots 1 – 10 (Classes A – C)

- | | | |
|--------------|--------------------|-------------------|
| 1. Dahlias | 5. Marigold, Small | 9. Zinnia, Small |
| 2. Geranium | 6. Marigold, Large | 10. Zinnia, Large |
| 3. Gladiolus | 7. Petunia | |
| 4. Day Lily | 8. Rose | |

Premium: Blue - \$2.00, Red - \$1.75, White - \$1.50, Pink - \$1.25

Open Class - Youth & Developmental/Intellectual Disabilities Department #218 Cultural Art * ATCP 160.24

JUDGING DAY: Friday at 9:00 am in the Commercial Building
Check in is Wednesday 5 pm thru 8 pm & Thursday Noon to 8 pm

- ✓ All work must be original work of the exhibitor
- ✓ Pictures must have hangers or screws with wire ready to be hung

Class A – 10 years old & Under

Class B – 11 - 17 years old

Class C – Dev/Int Disabilities

Lots 1 – 26 (Classes A – C)

- | | | |
|------------------------------------------|---------------------------------------------|------------------------------------------------------|
| 1. Animal (Water Color) | 10. Shawano County Fair (Water Color) | 18. Vacation Bible School Craft |
| 2. Animal (Crayon) | 11. Shawano County Fair (Crayon) | 19. Foam Art |
| 3. Animal (Colored Pencil) | 12. Shawano County Fair (Colored Pencil) | 20. Lego Creation (Displayed in Box) |
| 4. Things with Wings (Water Color) | 13. Farm Scene (Water Color) | 21. Scrap Craft, Recycled Items |
| 5. Things with Wings (Crayon) | 14. Farm Scene (Crayon) | 22. Vegetable Art (No Ripe Tomatoes Please) |
| 6. Things with Wings (Colored Pencil) | 15. Farm Scene (Colored Pencil) | 23. Collage, Any Shape, Not Larger than 11" x 14" |
| 7. Landscape (Water Color) | 16. Paint by Number | 24. Scrapbook Page (One Sided) |
| 8. Landscape (Crayon) | 17. Colored Page from Coloring Book | |
| 9. Landscape (Colored Pencil) | | |

25. Free Hand Drawing
(Mounted on 11" x 14"
Poster Board)

26. Any Other Craft Item
Not Listed (Identify)

Premium: Blue - \$3.00, Red - \$2.50, White - \$2.00, Pink - \$1.50

Open Class - Youth & Developmental/Intellectual Disabilities Department #220 Photography * ATCP 160.26

JUDGING DAY: Thursday at 9:00 am in the Commercial Building
Check in is Wednesday 9 am thru 8 pm in the Commercial Building

- ✓ The Exhibitor must have taken the pictures
- ✓ Colored Snapshots Only
- ✓ Must be a group of 4 related pictures sized 4" x 6" and mounted on 11" x 14" poster board.
- ✓ Please use rubber cement to mount photos

Class A – 10 years old & Under
Class B – 11 - 17 years old

**Class C – Class C – Dev/Int
Disability**

Lots 1 – 12 (Classes A – C)

- | | |
|----------------------------|-------------------------------------------------------|
| 1. Animals | 7. Sunrise / Sunset |
| 2. Autumn / Winter Scene | 8. Things with Wings |
| 3. Farm Scene | 9. Sports Scene |
| 4. Holidays | 10. Children |
| 5. Proud to be an American | 11. Special Occasion (Birthday, Wedding, Anniversary) |
| 6. Spring / Summer Scene | 12. Shawano County Fair |

Premium: Blue - \$4.00, Red - \$3.00, White - \$2.00, Pink - \$1.00

Open Class - Youth & Developmental/Intellectual Disabilities Department #222 Woodworking * ATCP 160.27

JUDGING DAY: Thursday at 1:30 pm in the Commercial Building
Check in is Wednesday 5 pm thru 8 pm in the Commercial Building

- ✓ All work must be the work of the exhibitor

Class A – 10 years old & Under

Class B – 11 - 17 years old

Class C – Dev/Int Disability

Lots 1 – 6 (Classes A – C)

- | | | |
|-------------------------|---------------|-------------------------------------------|
| 1. Article for Outdoors | 3. Bird House | 5. Game |
| 2. Bird Feeder | 4. Toy | 6. Holiday Decoration (Indoor or Outdoor) |

Premium: Blue - \$3.00, Red - \$2.50, White - \$2.00, Pink - \$1.50

**Open Class - Youth & Developmental/Intellectual Disabilities
Department #225
Foods & Nutrition * ATCP 160.28**

JUDGING DAY: Friday at 9:00 am in the Commercial Building
Check in is Thursday Noon thru 8 PM in the Commercial Building

Class A – 10 years old & Under

Class B – 11 - 17 years old

Class C – Dev/Int Disability

Layer Cakes

- ✓ **Must be 5" x 7" piece from a square cake pan**
- ✓ **All cakes unfrosted**

Cookies

- ✓ **Plate of 3 Cookies (plating required)**

Lots 1 – 10 (Classes A – C)

- | | |
|------------------------------------------------|---------------------------------------|
| 1. Carrot Cake | 6. Chocolate Chip Cookies |
| 2. Chocolate or Devils Food Cake | 7. Oatmeal Cookies |
| 3. Bundt Cake, Bake in Bundt Pan (1/4 of Cake) | 8. Peanut Butter Cookies |
| 4. Cupcakes (3) | 9. Cereal Cookies |
| 5. Yellow Cake | 10. Any other not Listed (Identify) |

Premium: Blue - \$2.00, Red - \$1.75, White - \$1.50, Pink - \$1.25

**Open Class - Youth & Developmental/Intellectual Disabilities
Department #226
Clothing * ATCP 160.29**

JUDGING DAY: Thursday at 9:00 am in the Commercial Building
Check in is Wednesday 9 am thru 8 pm in the Commercial Building

- ✓ **Articles must be the work of the exhibitor**
- ✓ **Exhibitor must provide hangers for garments so they can be hung for display**

Class A – 10 years old & Under

Class B – 11 - 17 years old

Class C – Dev/Int Disability

Lots 1 – 7 (Classes A – C)

- | | | |
|-----------|--------------|------------|
| 1. Apron | 4. Shirt | 6. Dress |
| 2. Vest | 5. Sleepwear | 7. Costume |
| 3. Blouse | | |

Premium: Blue - \$2.25, Red - \$2.00, White - \$1.75, Pink - \$1.50

Open Class - Youth & Developmental/Intellectual Disabilities Department #227 Knitting & Crocheting * ATCP 160.30

- **JUDGING DAY: Thursday at 9:00 am in the Commercial Building**
- **Check in is Wednesday 9 am thru 8 pm in the Commercial Building**
 - ✓ Articles must be the work of the exhibitor
 - ✓ Baby Afghans must be a maximum of 34" x 40"

Class A – 10 years old & Under

Class B – 11 - 17 years old

Class C – Dev/Int Disability

Lots 1 – 14 (Classes A – C)

Crocheted

1. Baby Afghan
2. Christmas Ornaments

3. Hat
4. Mittens
5. Pot Holders

6. Purse
7. Scarf

Knitted

8. Baby Afghan
9. Christmas Ornaments

10. Hat
11. Mittens
12. Pot Holders

13. Purse
14. Scarf

Premium: Blue - \$2.25, Red - \$2.00, White - \$1.75, Pink - \$1.50

Open Class - Youth & Developmental/Intellectual Disabilities Department #228 Home Furnishings * ATCP 160.31

- **JUDGING DAY: Thursday at 9:00 am in the Commercial Building**
- **Check in is Wednesday 9 am thru 8 pm in the Commercial Building**
 - ✓ Articles must be the work of the exhibitor

Class A – 10 years old & Under

Class B – 11 - 17 years old

Class C – Dev/Int Disability

Lots 1 – 12 (Classes A – C)

Counted Cross Stitch

1. Wall Hanging, Framed
2. Place Mats

3. Purse or Tote Bag
4. Tree Ornaments (2)

Plastic Canvas

5. Kleenex Box Cover
6. Coasters

7. Tree Ornaments (2)
8. Refrigerator Magnets (2)

Miscellaneous

9. Beaded Item
10. Fleece Blanket – Tied

11. Wood Christmas Ornament
12. Any Other Christmas Ornament

Premium: Blue - \$1.75, Red - \$1.50, White - \$1.25, Pink - \$1.00

SHAWANO COUNTY FAIR – ENTRY FORM for Open Class or Junior Division

Entry Deadline: Open Division – Due on or Before the 1st Monday in August, Junior Division – August 1st MUST BE A RESIDENT OF SHAWANO COUNTY

Exhibitor Name: _____ Exhibitor Number: _____
 Farm Name (Optional): _____ E-mail: _____
 Address: _____
 City: _____ State: WI Zip Code: _____
 Phone Number: _____ Premise Id: _____

List ALL entries and fees on this form (including animal entries if Open Class entries)

Animal ID Form for all animals in Dairy, Beef, Swine, Sheep Goats, Horses must be attached to be entered.

FEES (subject to change):

| | Quantity | Total |
|--------------------------------|---------------------------------|---------------------|
| Exhibitor Processing Fee: | | |
| 1 to 25 Entries | \$5.00 | \$ _____ |
| 26 to 50 Entries | \$10.00 | \$ _____ |
| 51 or more Entries | \$20.00 | \$ _____ |
| Season Tickets: | \$30.00/each | \$ _____ |
| Reserved Parking Permit: | \$40.00/each | \$ _____ |
| Camping Permit: | Contact the Shawano Fair Office | - |
| Animal Fees: | Open Class Only | |
| Dairy | \$10.00 per animal | \$ _____ |
| Beef | \$10.00 per animal | \$ _____ |
| Sheep | \$5.00 per animal | \$ _____ |
| Goats | \$5.00 per animal | \$ _____ |
| Horse | \$10.00 per animal | \$ _____ |
| | \$5.00 per class | \$ _____ |
| Poultry | \$1.00 per animal | \$ _____ |
| Rabbits | \$1.00 per animal | \$ _____ |
| Dogs | \$20.00 first dog | \$ _____ |
| | \$5.00 for each additional | \$ _____ |
| Check Number _____ Cash or C/C | | Total Due: \$ _____ |
| | Staff Initials _____ | |

| | Department | Class | Lot | Exhibit Description |
|----|------------|-------|-----|---------------------|
| 1. | | | | |
| 2. | | | | |
| 3. | | | | |
| 4. | | | | |
| 5. | | | | |

Make chekcs payable to: Shawano Area Agricultural Society
 Mail to: Shawano County Fair, PO Box 454, Shawano, WI 54166

Exhibitor Entry Statement

I have read and understand and in consideration for being permitted to exhibit at this event, agree and consent to abide by the rules of competition, including the IAFE National Code of Show Ring Ethics and Shawano County Fair Code of Conduct. Judges Decisions are FINAL!

Signature: _____

| | Department | Class | Lot | Exhibit Description |
|-----|------------|-------|-----|---------------------|
| 6. | | | | |
| 7. | | | | |
| 8. | | | | |
| 9. | | | | |
| 10. | | | | |
| 11. | | | | |
| 12. | | | | |
| 13. | | | | |
| 14. | | | | |
| 15. | | | | |
| 16. | | | | |
| 17. | | | | |
| 18. | | | | |
| 19. | | | | |
| 20. | | | | |
| 21. | | | | |
| 22. | | | | |
| 23. | | | | |
| 24. | | | | |
| 25. | | | | |
| 26. | | | | |
| 27. | | | | |
| 28. | | | | |
| 29. | | | | |
| 30. | | | | |
| 31. | | | | |
| 32. | | | | |
| 33. | | | | |
| 34. | | | | |
| 35. | | | | |
| 36. | | | | |
| 37. | | | | |
| 38. | | | | |
| 39. | | | | |
| 40. | | | | |
| 41. | | | | |
| 42. | | | | |
| 43. | | | | |
| 44. | | | | |
| 45. | | | | |
| 46. | | | | |
| 47. | | | | |
| 48. | | | | |
| 49. | | | | |
| 50. | | | | |

Shawano County Fair – Animal ID Form
 Dairy, Beef, Swine, Horse, Goats, Sheep
 To be submitted with
Shawano County Fair - Entry Form

MUST BE A RESIDENT OF SHAWANO COUNTY

Exhibitor Name: _____

Farm Name (Optional): _____ e-mail: _____

Address: _____

City: _____ State: WI Zip Code: _____

Phone Number: _____

WI Premise ID Number (Required): _____

Must include premise number for each farm where animals are kept.
 Please fill out appropriately for each animal entered.
 Animal ID information and Fees MUST be attached to entry form.
 Complete information for each animal entered & make copies as necessary.

1.

| | | | |
|------------|-----------|-------------|-----------------|
| Department | Class | Lot | Tattoo Number |
| | | | |
| Gender | Birthdate | Animal Name | Registry Number |
| | | | |
| Weight | Height | Farm Number | |
| | | | |
| | Name | Address | City |
| Owners | | | |

2.

| | | | |
|------------|-----------|-------------|-----------------|
| Department | Class | Lot | Tattoo Number |
| | | | |
| Gender | Birthdate | Animal Name | Registry Number |
| | | | |
| Weight | Height | Farm Number | |
| | | | |
| | Name | Address | City |
| Owners | | | |

3.

| | | | |
|------------|-----------|-------------|-----------------|
| Department | Class | Lot | Tattoo Number |
| | | | |
| Gender | Birthdate | Animal Name | Registry Number |
| | | | |
| Weight | Height | Farm Number | |
| | | | |
| | Name | Address | City |
| Owners | | | |

4.

| | | | |
|------------|-----------|-------------|-----------------|
| Department | Class | Lot | Tattoo Number |
| | | | |
| Gender | Birthdate | Animal Name | Registry Number |
| | | | |
| Weight | Height | Farm Number | |
| | | | |
| | Name | Address | City |
| Owners | | | |

5.

| | | | |
|------------|-----------|-------------|-----------------|
| Department | Class | Lot | Tattoo Number |
| | | | |
| Gender | Birthdate | Animal Name | Registry Number |
| | | | |
| Weight | Height | Farm Number | |
| | | | |
| | Name | Address | City |
| Owners | | | |

6.

| | | | |
|------------|-----------|-------------|-----------------|
| Department | Class | Lot | Tattoo Number |
| | | | |
| Gender | Birthdate | Animal Name | Registry Number |
| | | | |
| Weight | Height | Farm Number | |
| | | | |
| | Name | Address | City |
| Owners | | | |

Showcasing the Good Life

1,000's of Fair Entries



Welcome to the SHAWANO COUNTY FAIR Labor Day Weekend



Food ☺ Rides ☺ Great Music
Stock Car Races ☺ Demo Derby
Tractor Pulls ☺ 100's of Animals

Fun for the Entire Family



www.shawanocountyfair.net (715) 526-7069



POWERED BY
AutoSelect
REPAIR SERVICE TIRES
Your car and us get!

Join in
the Fun!!

Racing Each and Every Saturday Night
April to Labor Day Weekend

The Legendary and
Shawano Speedway
at 6:00 pm

Great Family Entertainment

A Wisconsin Racing Tradition

www.shawanospeedway.net (715) 526-7069

